

QUILTCON

presented by THE MODERN QUILT GUILD™
CATALOG & SCHEDULE

FEBRUARY 18-21, 2016

PASADENA CONVENTION CENTER, PASADENA, CALIFORNIA



THANK YOU TO OUR PLATINUM SPONSORS



TABLE OF CONTENTS

Contact Us	2
About QuiltCon	3
About Pasadena	3
About the Quilt Show	4
Special Exhibits	4
Get Involved.	5
Rules	5
Admission Items & Costs.	6
Group Rates	6
Workshop Details	7
Refund & Cancellation Policy.	7
How to Register	8
Thank You to Our QuiltCon Sponsors!	9-10
QuiltCon Schedule	11-14
Special Events	15
Lecture Index	16
Lecture Descriptions	17-19
Workshop Codes	20
Workshop Index by Category	20-21
Workshop Index by Type	21-22
Workshop Descriptions	23-36
Faculty Index	37-39
Faculty	40-45

Pricing, schedules, workshop descriptions, and content contained in this document are subject to change at any time. This program is only available in digital format; hard-copies will not be printed.

Your participation and attendance, including family members and minors who accompany you, in any QuiltCon class, lecture, exhibit or event — paid or unpaid — is conditioned upon your agreement to hereby indemnify QuiltCon, its employees, volunteers, and contractors from any claim for injury, loss, or damage caused by QuiltCon's negligence, strict liability, or for any other reason. Your online acceptance or signed class registration form is a binding agreement to this liability waiver. QuiltCon 2016 bears the right to cancel any workshop due to inadequate workshop enrollment, failure of teacher availability, or other circumstances beyond the control of QuiltCon.

CONTACT US

General inquiries info@themodernquiltguild.com
 Advertising heather@themodernquiltguild.com
 Group sales heather@themodernquiltguild.com
 MQG membership molly@themodernquiltguild.com
 Public relations riane@themodernquiltguild.com
 Registration register@themodernquiltguild.com
 Sponsor billing natalie@themodernquiltguild.com
 Sponsorships heather@themodernquiltguild.com
 Vendors heather@themodernquiltguild.com
 Volunteers volunteers@themodernquiltguild.com



About the Modern Quilt Guild

The Modern Quilt Guild developed out of the thriving online community of modern quilters and their desire to start meeting in person. The founding guild was formed in Los Angeles in October of 2009. Through blogs and the Internet, word quickly spread of the fun they were having and soon guilds started popping up everywhere. The MQG is a nonprofit corporation with IRS 501(c)(3) status. The guild's mission is to encourage the growth and development of modern quilting through art, education, and community.

The Modern Quilt Guild Board of Directors

Jacquie Gering, Chairperson
Kathy Mack, Treasurer
Susanne Woods, Secretary
Heather Grant
Andres Rosales, Region 1 Representative
Shannon Page, Region 2 Representative
Andrew Joslyn, Region 3 Representative
Carole Lyles Shaw, Region 4 Representative
Jules McMahon, Region 5 Representative

MQG Staff

Alissa Haight Carlton, Executive Director
Heather Grant, Director of Marketing & Programming
Elizabeth Dackson, Events Manager
Molly Isenbarger, Membership Manager
Riane Menardi, Communications Manager
Natalie Ellsworth, Bookkeeper

Volunteer Leaders

Lindsey Kiesz, Communications Coordinator
Colleen Molen, Volunteer Manager
Andres Rosales, Help Desk Manager
Christine Slaughter, Individual Members Moderator
Amy Friend, Charity Quilt Challenge Coordinator
Shea Henderson, Technical Editor
Megan Callahan, Editor
Kristen Lejniaks, Jenny Wiegley, Attorneys

ABOUT QUILTCON

QuiltCon is the conference and show by and for the Modern Quilt Guild. The only international modern quilting event of its kind, QuiltCon features top modern quilting instructors teaching hands-on workshops, a lecture hall, vendors, and exhibitors. It also includes a juried modern quilt show with thousands in cash prizes.

Dates

February 18–21, 2016

Location

Pasadena Convention Center
500 East Green Street, Pasadena, California 91101

Hours

Thursday, February 18

Show 10 a.m.–6 p.m.
Workshops 9 a.m.–9 p.m.
Lectures 9 a.m.–6 p.m.

Friday, February 19

Show 10 a.m.–6 p.m.
Workshops 9 a.m.–9 p.m.
Lectures 9 a.m.–6 p.m.

Saturday, February 20

Show 10 a.m.–6 p.m.
Workshops 9 a.m.–9 p.m.
Lectures 9 a.m.–7 p.m.

Sunday, February 21

Show 10 a.m.–4 p.m.
Workshops 9 a.m.–5 p.m.
Lectures 9 a.m.–4 p.m.

For the latest information, please visit QuiltCon.com.

ABOUT PASADENA

QuiltCon will be held in Pasadena, California. From dining and shopping to theater and museums, Pasadena offers travelers a surprising combination of sophisticated charm, culture, history, and fun. Pasadena is home to over 500 restaurants, three dynamic shopping and entertainment districts, 14 world-class museums and gardens and spectacular nightlife, all less than 10 miles from Los Angeles. The average temperature in February is 67 degrees.

The Pasadena Convention Center is located in the heart of Old Town Pasadena, a beautiful historic district with countless entertainment, food, and shopping destinations nearby. The convention center offers free wireless Internet access, a business center, ATMs, and a snack bar.

Lodging

Special rates have been negotiated for QuiltCon conference attendees at hotels within walking distance of the Pasadena Convention Center. These hotels include the Sheraton Pasadena, Westin, Hilton, and Courtyard Marriott.

For a list of the current QuiltCon hotels and links to book your room at our special discounted rates, please visit: QuiltCon.com/lodging.

Getting There

By Air

Pasadena is easily accessible through several airports, including the Burbank Bob Hope Airport (BUR), Los Angeles International Airport (LAX), Long Beach Airport (LGB), and Ontario International Airport (ONT). SuperShuttle can transport you from the airport to your hotel. We have negotiated a special rate with SuperShuttle for QuiltCon attendees.

By Train

The Gold Line is a 13.7 mile light rail line within the Los Angeles-area Metro Rail network that transports passengers from Pasadena to Union Station in downtown Los Angeles. Take it to connect to other Los Angeles rail lines or Amtrak. Trains operate daily and include six stops to Pasadena. Purchase tickets from self-service ticket vending machines at Metro Rail stations. Cost is \$1.50 one way.

By Car

Parking at the Pasadena Convention Center is \$10/day for up to 16 hours; \$15/day for in-and-out privileges (subject to change). Two entrances are available for your convenience: the west entrance is off Marengo Avenue and the east entrance is off Euclid Avenue. Both are located between Green Street and Cordova. Directions to parking garages and maps are also available at QuiltCon.com.

By Pasadena ARTS

Pasadena ARTS offers local city bus service from areas around the Pasadena, providing service throughout Pasadena. You can find schedules, maps and fares at CityofPasadena.net/Transportation/Public_Transit.

ABOUT THE SHOW

QuiltCon is the only international juried competitive show for modern quilters.

Entries open July 1, 2015. The deadline for entries is November 30, 2015. You must be a member of the Modern Quilt Guild to enter your quilt into the competition.

Thousands in cash prizes will be awarded for:

- Best-in-Show: \$5000 prize
Sponsored by **Northcott**
- People's Choice: \$1000 prize
Sponsored by **Windham Fabrics**
- The FreeSpirit Award for Excellence: \$1000 prize
Sponsored by **FreeSpirit Fabrics**
- Best Machine Quilting (Framed): \$1000 prize
Sponsorship available, contact Heather Grant
- Best Machine Quilting (Frameless): \$1000 prize
Sponsorship available, contact Heather Grant
- EZ Quilting Triangle Quilt Challenge: \$1350 in prizes
Sponsored by **EZ Quilting**
- Michael Miller Fabric Challenge: \$1350 in prizes
Sponsored by **Michael Miller Fabrics**
- Appliqué: \$850 in prizes
Sponsorship available, contact Heather Grant
- Group/Bee Quilts: \$850 in prizes
Sponsorship available, contact Heather Grant
- Handwork: \$850 in prizes
Sponsored by **Sulky**
- Improvisation: \$850 in prizes
Sponsored by **Cherrywood Fabrics**
- Minimalist Design: \$850 in prizes
Sponsorship available, contact Heather Grant
- Modern Traditionalism: \$850 in prizes
Sponsored by **Marcus Brothers Fabrics**
- Piecing: \$850 in prizes
Sponsored by **Aurifil**
- Small Quilts: \$850 in prizes
Sponsored by **Pinwheels**
- Use of Negative Space: \$850 in prizes
Sponsored by **Coats**
- Youth (must be 18 and under): \$850 in prizes
Sponsorship available, contact Heather Grant

Support the MQG!

The Modern Quilt Guild Giveaway Quilt

Agatha June designed the official giveaway quilt, entitled "Eidos," that benefits the Modern Quilt Guild. We are very fortunate to have Elizabeth Dackson piece the quilt and write the pattern. Gina Pina is the quilter. Stay tuned for the reveal.

Giveaway tickets will only be sold at QuiltCon and rules will be posted on the QuiltCon website by December 31, 2015.

SPECIAL EXHIBITS

Abstract Quilts in Solids Gwen Marston Exhibit

Sponsored by

Beyond the Reef

Gwen has always preferred simple, uncomplicated, informal design with an element of the unexpected tucked in. Always having an appreciation for the history of quilting, she looks to antique quilts for inspiration and you can see influences of Amish, African American and unorthodox pieced quilts in her work. When making contemporary, abstract quilts she works almost exclusively with solid fabrics. She prefers solids for a host of reasons, none more important than the fact the line and form are more clearly defined: solids emphasize the delineation between shapes whereas prints can blur the edges of adjoining shapes.



Three Triangles by G. Marston

Molly Upton Special Exhibit

Sponsored by Bloc Loc

Molly Upton (1953-1977)

was a pioneer in the nascent art quilt movement of the 1970's. Her quilts range from huge to tiny, but all exhibit a mastery of color, rhythm, and composition. Bright colors dance in dark backgrounds in non-representational compositions. Some quilts seem based in tradition with carefully constructed themes of trees and buildings, and others are just fun statements of everyday things. Molly left this planet at the age of 23, leaving us a legacy of many quilts, most of which will be exhibited at QuiltCon 2016.



Molly Upton

The Modern Quilt Guild's 2015 Quilts of the Month

Sponsorship available, contact Heather Grant

Each month, Modern Quilt Guild members receive a free pattern, designed by an MQG member. Productions of the 12 quilt patterns from 2015 will be displayed in one exhibit.

Special Exhibit Tours

Mornings before the show opens, join Pamela Weeks for an exclusive tour of the special exhibits. For more details, please visit page 15.

GET INVOLVED!

Volunteers

Are you a QuiltCon fanatic with a passion for volunteering? We need you!

Super Volunteer applications are being accepted until June 15, 2015. Applicants will receive notice of acceptance on June 20, 2015. Super Volunteer shift sign-ups will take place from August 1-31, 2015.

General volunteer sign-ups begin September 1, 2015. Visit QuiltCon.com for details.



QuiltCon Charity Quilt Challenge

The QuiltCon Charity Challenge is one of the MQG's largest-scale charity projects, and we look forward to getting as many member guilds and individual members involved as possible. This year's challenge requires participants to work collaboratively to create completed quilts using a predetermined color palette and improv with intent. The quilts will be sewn in their entirety by each guild, from design and piecing through quilting and binding, to produce complete twin sized quilts. After the quilts are exhibited at QuiltCon, guilds will donate their quilts to organizations in their communities. Guilds will need to indicate they would like to participate by July 30, 2015. Visit QuiltCon.com for details.

RULES

- Please do not touch the quilts.
- Smoking permitted in designated outdoor areas only.
- No food or drink outside of designated areas.
- Lost and found is located in the volunteer room.
- Rolling carts and luggage are prohibited; however strollers are allowed.
- Photography is permitted throughout the convention center.
 - Friends and family want to see all the cool things you saw at QuiltCon. Feel free to share your photos with them.
 - Do not use photos for commercial purposes.
 - Please disable any services on photo sharing websites that would permit viewers to order goods with the image printed on it.
 - When posting photos of quilts on your blog, be sure to credit the quilt maker. Tip: take a picture of the label, too, so you have all the information on hand!
 - When photographing vendor booths, please first ask the vendor if they permit photography.
 - Please use the hashtag #quiltcon.
- QuiltCon policy on children:
 - Supervised children of all ages are welcome on the show floor.
 - Children over the age of 10 are permitted in the lecture hall with a purchased pass.
 - Babes-in-arms are welcome in the lecture hall.
- Some quilts in the exhibition area are for sale. Please check the label to find details. If you are interested in purchasing a quilt, please inquire at the MQG info booth.
- When participating in workshops, please follow these guidelines:
 - Please silence your cell phones and other mobile devices.
 - Bring required materials, cut and prepared as stated in the supply list, available online.
 - If you forget something, remember, the vendors will likely have what you need!
 - Ask your instructor for permission to take photos of workshop quilts or instructional materials.
 - All quilts, handouts, and other class materials shared by the instructor are the copyright of the instructor.
 - Please ask if you have questions regarding how you intend to use the materials outside of the workshop.
 - If the workshop is not what you thought it would be, please try to enjoy learning a new skill or technique and stay for the duration of the session.

ADMISSION ITEMS & COSTS

Workshops

QuiltCon workshops are hands-on courses. Participants may be required to bring supplies or purchase supplies from instructors. Sewing machines will be provided for all workshops that require use of a sewing machine. Limited irons, cutting mats and rotary cutters will be provided.

For complete workshop schedule, see pages 11–14.

Nine-Hour Workshops **NEW**

Nine-hour workshops are nine hours in length, running from 9 a.m.–9 p.m. with a two-hour lunch/lecture break from 12 p.m.–2 p.m. and a one hour dinner break from 5 p.m.–6 p.m.

Six-Hour Workshops

Six-hour workshops are six hours in length and run from 9 a.m.–5 p.m. with a two-hour lunch/lecture break from 12 p.m.–2 p.m.

Three-Hour Workshops

Three-hour workshops are three hours in length. Morning workshops run from 9 a.m.–12 p.m. Afternoon workshops run from 2 p.m.–5 p.m. Evening workshops run from 6 p.m.–9 p.m.

In addition to the supply lists provided by instructors, students should bring a basic sewing kit to each class that includes a quilting ruler, scissors, pins and thread. If you would like your own cutting space, we recommend bringing a 12" x 12" cutting mat.

Lectures

QuiltCon features dozens of 45-minute lectures covering a wide variety of topics of interest to the modern quilter. The conference also features the awards ceremony, featured speech by Gwen Marston and the Modern Quilt Guild general session.

For complete lecture schedule, see pages 17–19.



Admission Costs

Lectures

\$15 non-members, \$12.75 members

All-Access Lecture Pass (includes all lectures, Awards Ceremony, General Session and Featured Speaker)
\$199 non-members, \$169.15 members

Thursday Lecture Pass (includes Awards Ceremony)
\$50 non-members, \$42.50 members

Friday Lecture Pass

\$60 non-members, \$51 members

Saturday Lecture Pass (includes Featured Speaker)
\$60 non-members, \$51 members

Sunday Lecture Pass (includes General Session)
\$40 non-members, \$34 members

Special Exhibit Tours

\$15 non-members, \$12.75 members

Nine-Hour Workshop

\$265 non-members, \$225 members

Six-Hour Workshop

\$175 non-members, \$149 members

Three-Hour Workshop

\$90 non-members, \$77 members

Yoga Workshops

\$15 non-members, \$12.75 members

Four-day Show Pass (includes admission to the quilt show and vendor hall)
\$35 non-members, FREE to members*

One-Day Show Pass (includes admission to the quilt show and vendor hall)
\$10 members and non-members

The first 1,000 members to register will get a free goody bag when they check in at the event!

No discounts for onsite registration or passes.

*Notes on Show Passes:

- Four-day show passes only will be available when member pre-registration opens on June 25, 2015.
- Four-day show passes are free to members with pre-registration until November 30, 2015.
- Single-day show passes will be available in late 2015 and are not eligible for member discounts.

Join the MQG by June 19 for early registration!

GROUP RATES

Private Bus Trips

A bus trip can be a fun and relaxing way for a group to travel to the show. QuiltCon is offering discounted event tickets for groups organizing bus trips to the event. Show passes will be available to these groups at \$8.50 per person for a one-day pass. We'll also offer one free pass for the organizer of the trip. Please visit QuiltConWest.com/group-sales-form to purchase tickets for your group and receive information on bus parking.

WORKSHOP DETAILS

Locations

All QuiltCon activities will take place at the Pasadena Convention Center, located at 300 East Green Street, Pasadena, California 91101.

Fees

- Workshop prices are based on the duration of the class. We offer nine-hour, six-hour, and three-hour workshops.
- Prices are listed on page 6.
- No discounts are available for onsite registration or passes.

Supply Lists

- Workshop attendees can access supply lists at QuiltCon.com. Some supplies are included in material fees (see next section).

Material Fees

Required and optional materials fees for workshops are noted in the course descriptions.

- Individual courses list what is included with the fee.
- Material fees are payable directly to the instructor at the start of class.
- QuiltCon will not accept payments for material fees.
- The types of payment the instructor accepts will be sent via email with supply lists in late 2015, but every instructor accepts cash.

Level Descriptions

We offer a variety of workshops for quilters and sewists of all skill levels. Each workshop is marked as beginner, intermediate, or advanced.

- Beginner workshops are geared towards participants with some basic sewing skills. These workshops will provide instruction for more technical skills.
- Intermediate workshops are for sewists and quilters who have solid skills on basic cutting, piecing, quilting and sewing techniques. Participants should require little to no instruction on sewing machine operation.
- Advanced workshops are for experienced quilters with solid skills on a wide variety of quilting techniques, including piecing, appliqué, handwork and more.

Questions on which workshops would be best for your skills? Email us at register@themodernquiltguild.com.



REFUND AND CANCELLATION POLICY

Refunds will be processed based on your date of cancellation. If you cancel between:

- June 1- July 31, 2015 – 5% cancellation fee
- August 1-31, 2015 – 20% cancellation fee
- September 1-30, 2015 – 30% cancellation fee
- November 1-December 31, 2015 – 50% cancellation fee
- January 1, 2016 and beyond – No refunds available
- For more details, visit QuiltconWest.com/conference/pricing-policies-and-rules

The cancellation fees above apply to cancelling all or part of your registration.

You can opt to transfer part or all of your registration for a \$50 fee per transfer recipient. QuiltCon will not refund the money you paid for the transferred item; however, you may work out payment arrangements directly with the person to whom you're transferring your registration to. Please note that no transfers can be performed after January 15, 2016.

It can take up to five business days to process transfers and refunds.

This policy applies to all QuiltCon registrations (show passes, lecture passes, special events, and workshops).

If you are not satisfied with a workshop, please visit the registration desk after the session is completed to fill out a formal complaint form. This form must be filled out within 24 hours of the session to be considered. If we receive five or more formal complaint forms for one workshop, we will issue refunds to the people who complained no later than March 30, 2016.

HOW TO REGISTER

Registration for QuiltCon will be offered online only.

Payment

Visa, MC, AMEX or Discover will be accepted.

Cancellations

Please review the Refunds & Cancellations section on page 7.

Confirmation

QuiltCon registration will be confirmed via email within 48 hours of payment. You will receive detailed workshop information no later than 30 days before the start of QuiltCon.

Member Registrations

You must be a member when you register to get the member discount.

Non-member Registration

Non-members registering before July 1 will be unregistered and refunded.

Registration Dates

- MQG member registration opens on June 25, 2015
- Non-Members registration opens on July 1, 2015
- Onsite enrollments: If space is still available, workshop and lecture passes can be purchased onsite during QuiltCon. Please monitor our website prior to the event to see if workshops and lecture passes will be available for purchase at the event. There are no discounts available for purchases onsite.



A NOTE ABOUT ONLINE REGISTRATION:

Workshop spots are secured once payment is finalized in the registration system. **On June 25th, rather than registering for every workshop you want at once, we strongly recommend that you register for one workshop at a time to maximize your likelihood of getting your most highly desired workshop(s).** Complete the registration process *individually* for each workshop you desire, thus speeding up your registration process and securing your workshop selection.

Use this worksheet to jot down your preferred workshops prior to starting online registration.

Workshop Number	Title	Instructor	Date/Time	Choice (1, 2, 3, etc)

Liability Statement

Your participation and attendance, including family members and minors who accompany you, to any QuiltCon class, lecture, exhibit or event — paid or unpaid — is conditioned upon your agreement to hereby indemnify QuiltCon, its employees, volunteers, and contractors from any claim for injury, loss, or damage caused by QuiltCon's negligence, strict liability, or for any other reason. Your online acceptance or signed class registration form is a binding agreement to this liability waiver. QuiltCon 2016 bears the right to cancel any workshop due to inadequate workshop enrollment, failure of teacher availability, or other circumstances beyond the control of QuiltCon.

THANK YOU TO OUR QUILTCON SPONSORS!

PLATINUM



FOR THE LOVE OF SEWING



NORTHCOTT
Cottons that feel like silk



GOLD



SILVER



THANK YOU TO OUR QUILTCON SPONSORS!

QUILT SHOW CATEGORY SPONSORS

Best-in-Show
Sponsored by



People's Choice
Sponsored by



The FreeSpirit for Quilting Excellence
Sponsored by



Best Machine Quilting (Frameless)
Sponsored by

Sponsorship available, for details email
heather@themodernquiltguild.com

Best Machine Quilting (Framed)
Sponsored by

Sponsorship available, for details email
heather@themodernquiltguild.com

**Michael Miller
Glitz Fabric Challenge**
Sponsored by



**EZ Quilting Triangle Quilt
Challenge**
Sponsored by



QUILT SHOW CATEGORY SPONSORS

Aurifil
Cherrywood Fabrics
Coats
Marcus Brothers Fabrics
Pinwheels
Sulky

Sponsorships
are still available!
Email heather@themodernquiltguild.com for details!

SPECIAL EXHIBIT SPONSORS

Beyond the Reef
Bloc Loc

WORKSHOP ROOM SPONSORS

Baby Lock
Bernina
Coats
The Electric Quilt Company
Elna
Flatter
Handi Quilter
Janome
OmniGrid Rulers
Quilter's Dream Batting

Please support our sponsors.
QuiltCon would not be possible without their generosity.

SCHEDULE - THURSDAY, FEBRUARY 18

7:45 a.m.	9:00 a.m.	10:00 a.m.	11:00 a.m.	12:00 p.m.	1:00 p.m.	2:00 p.m.	3:00 p.m.	4:00 p.m.	5:00 p.m.	6:00 p.m.	7:00 p.m.	8:00 p.m.
Yoga for Quilters	Exhibit Tour Pam Weeks	Awards Ceremony Hosted by Jacquie Gering	LE02 Art History and the Modern Quilter Casey York	LE03 Color Theory Kim Eichler-Messmer	LE04 Panel: Self Publishing Your Patterns Casey York	LE05 Modern Quilts from Digital Tools Anne Sullivan	LE06 Modern Quilts: Branching Out Bill Kerr				Creativebug Fabric Design Challenge Sponsored by Creativebug	
		515 Modern Block Improv Sherri Lynn Wood		Break						320A The Big Finish Shea Henderson		
		530 Minimal Quiltmaking Gwen Marston		Break						420A Embroidery Sampler Alison Glass		
		533 Intermediate Improv Rossie Hutchinson		Break								
		632 Facing East Carloyn Friedlander		Break								
		620 Paper Piecing Design Amy Garro		Break								
		612 Somerset Star Johanna Masko			611A English Paper Piecing Johanna Masko					611B English Paper Piecing Johanna Masko		
		712 Strip Piecing Amy Smart		Break						722 Paperless Paper Piecing Cristy Fincher		
		713 Pies & Points Sizzix Class Victoria Findlay Wolfe		Break								
		721A Making Faces Melissa Averinos		Break								
		731 Huckleberry Quilt Rebecca Bryan		Break								
		815A Textural Quilting Angela Walters			815B Textural Quilting Angela Walters					812A Well Worth the Time Fillers Jodi Robinson		
		821A Free-Motion at Home Christina Cameli		Break						816 More Dot to Dot Angela Walters		
		824 Compositional Quilting Krista Withers		Break						830A Free-Motion Favorites for the Modern Quilter Christa Watson		
		911 Fabric Design & Printing Lizzy House		Break					Break			

NOTE: All lectures are 45 minutes long, they are shown longer above for legibility. Explanation of the workshop codes can be found on page 20.

Appliqué	Business of Quilting	Miscellaneous	Design	Embroidery	Finishing Techniques	Foundation & Paper Piecing
History & Culture	Improvisation	Modern Traditionalism	Piecing Techniques	Quilting	Special Events	Surface Design

SCHEDULE - FRIDAY, FEBRUARY 19

7:45 a.m.	9:00 a.m.	10:00 a.m.	11:00 a.m.	12:00 p.m.	1:00 p.m.	2:00 p.m.	3:00 p.m.	4:00 p.m.	5:00 p.m.	6:00 p.m.	7:00 p.m.	8:00 p.m.
Yoga for Quilters	Exhibit Tour Pam Weeks	LE07 Panel: Maker to Making a Living J. Sava	LE08 Quilts of Molly Upton Pam Weeks	LE09 Panel: Staying Creative Anne Sullivan	LE10 How to Love Free Motion Quilting Christina Carmeli	LE11 Classical and Improv Quilt Making Rebecca Bryan	LE12 Quilt Vernacular Luke Haynes	MQG Leadership Meet & Greet Hosted by the MQG Board of Directors				
		010 The Shift Dress Christine Haynes		Break			Break					
		211 Activating Space in Modern Quilt Designs Jacquie Gering		Break						020 Maker to Making a Living Jacqueline Sava		
		216 Breathe New Life Into Your UFOs Bill Kerr		Break						210 The Joy of the Design Wall Rossie Hutchinson		
		220 Getting Started with EQ7 Christa Watson		Break						217 Quick and Dirty Color Theory Kim Eichler-Messmer		
		520A Small Studies Gwen Marston		Break						320B The Big Finish Shea Henderson		
		514 Get Your Curve On Sherri Lynn Wood		Break						420B Embroidery Sampler Alison Glass		
		711 Stretch Hex & Tumbler Victoria Findlay Wolfe		Break						510 Improv Half Log Cabin Heather Jones		
		721B Making Faces Melissa Averinos		Break						610A Arrows: Foundation Paper Piecing Johanna Masko		
		738 Castle Treasury Lizzy House		Break						630 Crackle Amy Garro		
		810 Hand Quilting Sarah Fielke			131 Modern Hawaiian Applique Sarah Fielke					710 Strip Piecing Crash Course Amy Smart		
		817A Borders And Backgrounds Angela Walters			811A Modern Simplicity Jodi Robinson					734 Creative Half-Square Triangle Piecing Jeni Baker		
		820 Home Machine Quilting Carolyn Friedlander		Break						736A For the Love of Y Seams Libs Elliot		
		822A Broken Wreath Krista Withers			817B Borders and Backgrounds Angela Walters					826A Piece As You Quilt Krista Withers		
		912A Block Printing Valori Wells		Break						830B Free-Motion Favorites for the Modern Quilter Christa Watson		

NOTE: All lectures are 45 minutes long, they are shown longer above for legibility. Explanation of the workshop codes can be found on page 20.

Appliqué	Business of Quilting	Miscellaneous	Design	Embroidery	Finishing Techniques	Foundation & Paper Piecing
History & Culture	Improvisation	Modern Traditionalism	Piecing Techniques	Quilting	Special Events	Surface Design

SCHEDULE - SATURDAY, FEBRUARY 20

7:45 a.m.	9:00 a.m.	10:00 a.m.	11:00 a.m.	12:00 p.m.	1:00 p.m.	2:00 p.m.	3:00 p.m.	4:00 p.m.	5:00 p.m.	6:00 p.m.	7:00 p.m.	8:00 p.m.
Yoga for Quilters	Exhibit Tour Pam Weeks											
LE13	Great American Quilt Revival Mary Fons	LE14	Dyeing Modern Quilts Rossie Hutchinson	LE15	Quilting with Code Libs Elliott	LE16	Panel: What I Stash and How Rossie Hutchinson	LE17	Creativity and Play Victoria Findlay Wolfe	LE18	Liberated Quiltmaking: It's About Making it YOUR Way Gwen Marston	
	110 Catenary Quilt Carolyn Friedlander				Break					218 Using Color Troublemakers Kim Eichler-Messmer		
	215 Solids Marathon Bill Kerr				Break				Break			
	511 Rainbow Remix Rebecca Bryan				Break					221 Designing Modern Quilts in EQ7 Christa Watson		
	516 Log Condo. A modern take on the Log Cabin Luke Haynes				Break					512 Improv Lettering Sarah Fielke		
	531 Improv Pineapple Heather Jones				Break					513 Wavelength Crash Course Rebecca Bryan		
	631 Icy Waters Amy Garro				Break					610B Arrows: Foundation Paper Piecing Johanna Masko		
	732 Shining Stars Sampler Jeni Baker				Break					720 Conquering Curves Janice Ryan		
	735A Advanced Piecing Amy Smart					735B	Advanced Piecing Amy Smart			723 Mastering the Half-Square Triangle Jeni Baker		
	814 Creative Walking Foot Quilting Jacquie Gering				Break					736B For the Love of Y Seams Libs Elliot		
	818A Shape By Shape Quilting Angela Walters					818B	Shape By Shape Quilting Angela Walters			737 Paperless Paper Piecing Design Cristy Fincher		
	821B Free-Motion at Home Christina Cameli				Break					811B Modern Simplicity Jodi Robinson		
	823A Straight Line Quilting with a Modern Twist Jodi Robinson					812B	Well Worth the Time Fillers Jodi Robinson			826B Piece As You Quilt Krista Withers		
	825 Compositional Drawing/Wholecloth Design Krista Withers				Break					831 Free-Motion Impact Christina Cameli		
	913 Silk Screen Printing Valori Wells				Break					910 Quick Block Printing Lizzy House		

NOTE: All lectures are 45 minutes long, they are shown longer above for legibility. Explanation of the workshop codes can be found on page 20.

Appliqué	Business of Quilting	Miscellaneous	Design	Embroidery	Finishing Techniques	Foundation & Paper Piecing
History & Culture	Improvisation	Modern Traditionalism	Piecing Techniques	Quilting	Special Events	Surface Design

SCHEDULE - SUNDAY, FEBRUARY 21

7:45 a.m.	9:00 a.m.	10:00 a.m.	11:00 a.m.	12:00 p.m.	1:00 p.m.	2:00 p.m.	3:00 p.m.	4:00 p.m.	5:00 p.m.	6:00 p.m.	7:00 p.m.	8:00 p.m.
Yoga for Quilters	LE19 Panel: Copyright & Your Work Rossie Hutchinson	LE20 Panel: Diversity in the Quilting World Sandi Sawa Hazlewood	MQG General Session Presented by the MQG Board of Directors	LE22 How Do I Quilt It? Angela Walters								
	130 Needleturn Appliqué Sarah Fielke		Break									
	121 Working with Wool, Modern Wool Appliqué Alison Glass											
	120 Piec-lique Cristy Fincher											
	214 Embrace the Chaos - An Exercise in Controlled Randomness Libs Elliot		Break									
	213 Studio Scheming Luke Haynes		Break									
	212 Color Theory in Practice Kim Eichler-Messmer		Break									
	520B Small Studies Gwen Marston		Break									
	532 Get Your Bias-Strip Curve On Sherri Lynn Wood		Break									
	730 Large Scale Piecing Heather Jones		Break									
	733 Equilateral Triangles Jeni Baker		Break									
	822B Broken Wreath Krista Withers											
	823B Straight Line Quilting with a Modern Twist Jodi Robinson											
	832 Wild Quilting Christina Cameli											
	912B Block Printing Valori Wells		Break									

NOTE: All lectures are 45 minutes long, they are shown longer above for legibility. Explanation of the workshop codes can be found on page 20.

Appliqué	Business of Quilting	Miscellaneous	Design	Embroidery	Finishing Techniques	Foundation & Paper Piecing
History & Culture	Improvisation	Modern Traditionalism	Piecing Techniques	Quilting	Special Events	Surface Design

SPECIAL EVENTS

EVERYDAY

7:45 a.m.-8:45 a.m.

Yoga for Quilters

Quilting is a meditative practice for many of us, but the hours of sitting and repetitive motions can be challenging on the body. We will explore correct body position, alignment, breathing, and ways to release tension through stretching and strengthening muscles in the neck, shoulders, back, and opening the chest. By creating greater freedom of movement and ease in the body, we open the door to a calm mind inviting enhanced creativity. Attendees should dress for yoga and bring a yoga mat or towel.

\$15 non-members, \$12.75 members



THURSDAY, FEBRUARY 18

9 a.m.-10 a.m.

QuiltCon Awards Ceremony

Hosted by Jacquie Gering

Chairperson of The Modern Quilt Guild Board

Together we'll celebrate the amazing award-winning quilts of QuiltCon 2015 and award thousands in cash prizes. Meet the judges and our top award sponsors. \$15 non-members, free to members (pre-registration required)

9 a.m.-10 a.m.

Special Exhibit Tour

Pamela Weeks

Before the show opens, join Pamela Weeks for an exclusive tour of the special exhibits. Pamela will share her knowledge of quilting and quilt history to bring life and excitement to these special quilts. In this interactive experience, attendees will be able to ask questions and gain a new appreciation for quilting. \$15 non-members, \$12.75 members

6:30 p.m.-8:30 p.m.

Creativebug Fabric Design Challenge

Sponsored By Creativebug

In Partnership With Michael Miller

Join Creativebug and Michael Miller Fabrics for the finale to their Fabric Design Challenge. This event will feature a panel made up of top designers and Michael Miller's design team. Together they will listen to pitches from the finalists, then select (live and on-stage!) a winner who will be flown to New York and awarded their own fabric line, manufactured and

distributed by Michael Miller and for the QuiltCon 2017 Fabric Challenge. Don't miss this live event that could launch a beloved new designer!

Free, pre-registration recommended; subject to room capacity

FRIDAY, FEBRUARY 19

9 a.m.-10 a.m.

Special Exhibit Tour

Pamela Weeks

Before the show opens, join Pamela Weeks for an exclusive tour of the special exhibits. Pamela will share her knowledge of quilting and quilt history to bring life and excitement to these special quilts. In this interactive experience, attendees will be able to ask questions and gain a new appreciation for quilting. \$15 non-members, \$12.75 members

6:30 p.m.-8:30 p.m.

Modern Quilt Guild Leadership Meet & Greet

Hosted by the MQG Board of Directors

Join us for a casual and conversational happy hour open to guild leaders. Meet other MQG leaders, the MQG Board of Directors and staff. Cash bar. Guild leaders will receive an email with details and registration information in September. Free to MQG Leaders

SATURDAY, FEBRUARY 20

9 a.m.-10 a.m.

Special Exhibit Tour

Pamela Weeks

Before the show opens, join Pamela Weeks for an exclusive tour of the special exhibits. Pamela will share her knowledge of quilting and quilt history to bring life and excitement to these special quilts. In this interactive experience, attendees will be able to ask questions and gain a new appreciation for quilting. \$15 non-members, \$12.75 members

SUNDAY, FEBRUARY 21

12 p.m.-1 p.m.

Modern Quilt Guild General Session

Presented by The MQG Board of Directors

Meet the new member of the board of directors, learn about the strategic goals of the guild, the year in review, major upcoming projects and more! Members only, free (pre-registration required)

MEMBERS!

Register by November 30, 2015
to get the member rate.

LECTURE INDEX

BY CATEGORY

Business of Quilting

- LE04 Panel Discussion: Self-Publishing Your Quilt Patterns moderated by Casey York
- LE12 Panel Discussion: Maker to Making a Living moderated by Jacqueline Sava
- LE19 Panel Discussion: Copyright & Your Work moderated by Rossie Hutchinson

Design

- LE03 Color Theory for Modern Quilters with Kim Eichler-Messmer
- LE05 Modern Quilts, Digital Tools with Anne Sullivan
- LE06 Modern Quilts: Branching Out with Bill Kerr
- LE09 Panel Discussion: Staying Creative, Keeping the Mojo Burning with Anne Sullivan
- LE12 Quilt Vernacular with Luke Haynes
- LE14 Ten Dollars + One Hour with Rossie Hutchinson
- LE15 Quilting with Code with Libs Elliott
- LE16 Panel Discussion: What I Stash and Why with Rossie Hutchinson
- LE17 Creativity and Play with Victoria Findlay Wolfe

History & Culture

- LE02 Art History and the Modern Quilter with Casey York
- LE08 Work of Molly Upton with Pamela Weeks
- LE13 Great American Quilt Revival with Mary Fons
- LE20 Panel Discussion: Diversity in the Quilting World moderated by Sandi Sawa Hazlewood

Improvisational Quilting

- LE11 Classical and Improvisational Quilt Making with Rebecca Bryan
- LE18 Featured Speaker: Liberated Quiltmaking: Making It YOUR Way with Gwen Marston

Quilting

- LE10 How to Love Free-Motion Quilting with Christina Cameli
- LE22 How Do I Quilt It with Angela Walters

For a listing of lectures by lecturer, the Faculty Index is on page 37-39.

LECTURE PRICING

À LA CARTE

\$15 non-members, \$12.75 members

ALL ACCESS LECTURE PASS

Includes all lectures and Awards Ceremony
\$199 non-members, \$169.15 members

THURSDAY LECTURE PASS

Includes Awards Ceremony
\$50 non-members, \$42.50 members

FRIDAY LECTURE PASS

\$60 non-members, \$51 members

SATURDAY LECTURE PASS

Includes Featured Speaker
\$60 non-members, \$51 members

SUNDAY LECTURE PASS

\$40 non-members, \$34 members

Members! Register by November 30, 2015 to get the member rate.



LECTURE DESCRIPTIONS

THURSDAY, FEBRUARY 18

10:30-11:15 a.m.

LE02 Art History and the Modern Quilter

Casey York

The history of art is a treasure trove of quilting ideas, from multi-cultural motifs to innovative quilting patterns. With a Ph.D. in art history, Casey constantly turns to this field for inspiration. She also firmly believes that inspiration is an active process, and in this lecture outlines the ways quilters can approach great art of the past as a source of inspiration for their own work.

12-12:45 p.m.

LE03 Color Theory for Modern Quilters

Kim Eichler-Messmer

Color theory is not a secret, yet many quilters are unsure of how to put together effective quilt palettes. Kim will cover the basics of color theory with tons of examples from the Modern Quilt world. Come learn a variety of tools and tricks for how to put together a color palette and how to find and use your own color inspiration for successful color use in modern quilts.

1:30-2:15 p.m.

LE04 Panel Discussion: Self-Publishing Your Patterns

Moderated by Casey York with panelists

Have you ever considered publishing and selling your original patterns for quilts and sewing projects? Join us for this panel of expert designers, shop owners, and other professionals involved in the process of self-publishing and selling sewing patterns. Learn about the process of writing, editing, printing, and distributing patterns and gain the knowledge you need to achieve your pattern design goals.

3-3:45 p.m.

LE05 Modern Quilts from Digital Tools

Anne Sullivan

Are you interested in how computer design tools can take your quilts further? In this introductory survey, Anne will discuss some of the software available to modern quilters. Come learn what's out there and how you can expand your design possibilities!

5-5:45 p.m.

LE06 Modern Quilts: Branching Out

Bill Kerr

Quilting, like many design disciplines, has grown and expanded as a result of new influences in culture, technology, and pioneering work. In this lecture we'll discuss what triggered growth and new ideas in other design disciplines and where opportunities exist for modern quilters to grow our medium.

FRIDAY, FEBRUARY 19

9-9:45 a.m.

LE07 Panel Discussion: Maker to Making a Living

Moderated by Jacqueline Sava with panelists

In this panel we will talk to industry leaders who've transitioned from 'Maker to Making a Living'. From balancing personal and business goals, to financial planning and marketing strategies, it's always inspiring to hear real life stories of how creative endeavors become successful businesses.

10:30-11:15 a.m.

LE08 Quilts of Molly Upton

Pamela Weeks

Molly Upton's quilts range from huge to tiny, but all exhibit a mastery of color, rhythm, and composition. Bright colors dance in dark backgrounds in non-representational compositions. Pam will give a broad view of the beginnings of art quilts in the '70s, cover Molly's work putting it in context, and explore her unique vision and its lasting impact on the quilt world.

12-12:45 p.m.

LE09 Panel Discussion: Getting & Staying Creative, Keeping the Mojo Burning

Moderated by Anne Sullivan with panelists

Writer's block is a common creative block that writers experience when having a tough time writing, but quilters experience a similar block that keeps us from creating and quilting. Learn tips and tricks for trying to break that block and stay creative.

1:30-2:15 p.m.

LE10 How to Love Free-Motion Quilting

Christina Cameli

Get some tips on falling in love with free-motion quilting. With a little humor and plenty of experience, Christina will help you over the awkwardness of getting to know one another. Come with your free-motion questions and concerns. Leave with enthusiasm for jumping in to FMQ!

3-3:45 p.m.

LE11 Classical & Improvisational Piecing

Rebecca Bryan

Of all the techniques, tools, and opinions on how best to make a quilt it all comes down to this: it's all related and can be placed on a continuum between classical piecing and improvisational piecing. In this lecture we'll explore the tension between the two sewing philosophies and discover how elements of each can be used with purpose to express and achieve different goals in our quilts.

LECTURE DESCRIPTIONS

5-5:45 p.m.

LE12 Quilt Vernacular

Luke Haynes

Luke will be reviewing the visual language in quilting. As modern quilting pushes forward, we are taking the foundation; changing scales, colors, and precisions. Luke will take a long look at some of the things we use to create the work we make using his latest shows as examples to explain variations and iterations. And maybe a few pictures of cats too.

10:30-11:15 a.m.

LE14 Ten Dollars + One Hour: Dying Modern Quilts

Rossie Hutchinson

Are you scared of the time, mess, or expense of fabric dye? Don't be! Do you think hand-dyed fabric has to be mottled and jewel-toned? You're wrong! It's actually really cheap and easy to dye fabric for your next modern quilt. Come and see what Rossie (and you!) can do with 1 hour and 10 dollars of dye supplies.

SATURDAY, FEBRUARY 20

9:00-9:45 a.m.

LE13 Great American Quilt Revival

Mary Fons

We look at the roots of the Great American Quilt Revival: the Whitney exhibit in '71, the Bicentennial in '76, and the quilt industry boom of the '80s and '90s. Funny and fascinating for people who were there firsthand and newbies who never knew it happened!

12:00-12:45 p.m.

LE15 Quilting with Code: The Quilts of Libs Elliott

Libs Elliott

Libs Elliott is a quilter who is known for using a programming language called Processing to design all her quilts. She will discuss her ongoing exploration of how technology can transform a traditional craft into modern, functional art without abandoning the inherent pleasures of handcrafted objects. Libs has been designing and quilting professionally since 2009. She'll give you a peek into how she works and tell the story of her quilting journey thus far.



LECTURE DESCRIPTIONS



1:30-2:15 p.m.

LE16 What I Stash and Why

Rossie Hutchinson

Most quilters keep a personal collection of quilting cottons, but the size of that stash, the way it is organized, and how it is stored varies from quilter to quilter. Come and hear from a variety of quilters about their stashes, see pictures of their collections, and learn from their mistakes and adventures in stashing!

3:00-3:45 p.m.

LE17 Creativity & Play with Victoria Findlay Wolfe

Victoria Findlay Wolfe

Victoria will share with you ways and steps to explore your own creative process. By sharing tips on open-mindedness, risk taking, and just giving yourself a break with permission to play. Let her guide you through ways that will open your vision and reboot your creative process.

5:30-7:00 p.m.

LE18 Featured Speaker: Liberated Quiltmaking: It's About Making It YOUR Way

Gwen Marston

In this lecture Gwen talks about her long journey on the trail of exploring new methods for making quilts. Early in her quiltmaking she turned away from what she considered arbitrary rules and regulations and began to explore new techniques for making quilts without commercial patterns. At first she used words like free pieced, innovative, intuitive and improvisational to describe her new methods, but eventually settled on "liberated" because that's how she felt when she made quilts using her own design and construction ideas. Beginning with her book "Liberated Quiltmaking" (AQS, 1996), Gwen has published 11 books discussing her liberated

methods, the titles of six that begin with the word "liberated." She'll talk about why and how she got started down this path, why she loves it as ever, where it's taken her and where it can take YOU. And she'll have her quilts with her to illustrate her journey.

SUNDAY, FEBRUARY 21

9:00-9:45 a.m.

LE19 Panel: Copyright and Your Work

Moderated by Rossie Hutchinson with panelists

In this panel, hear about the role of copyright in the quilting world. Copyright is often a hot-button topic in the quilting industry. Hear differing viewpoints on how copyright can apply to your quilting work and learn from the experiences of others in the quilting world.

10:30-11:15 a.m.

LE20 Panel: Diversity in the Quilting World

Moderated by Sandi Sawa Hazlewood with panelists

A panel discussion on diversity in the quilting world. How does coming from varying ethnicities, genders, and sexual orientations impact the individual and the community? And how do we look for our similarities and make meaningful connections?

1:30-2:15 p.m.

LE22 How Do I Quilt It?

Angela Walters

It's not a quilt until it's quilted! But sometimes, picking out the quilting designs can be the most challenging part. In this lecture, Angela Walters will give you tips and ideas to get you started on those quilt tops that you have been putting off finishing. With lots of pictures and down-to-earth advice, chances are you leave ready to get quilting!

WORKSHOP CODES

Workshop information uses the following configuration:

0	0	0	Example:	5	1	3
Category	Level	Course Number		Improv	All Levels	Course Number

Codes

Workshop Category — this is the main quilting technique taught in the course

000 Miscellaneous
100 Appliqué
200 Design
300 Finishing Techniques
400 Embroidery
500 Improvisation
600 Foundation Piecing or Paper Piecing
700 Piecing Techniques
800 Quilting
900 Surface Design

Skill Levels — the appropriate skill level for the course

10 All skill levels
20 Beginner
30 Intermediate and above
40 Advanced

Course Number — a unique identification number assigned to each course in a category

WORKSHOP PRICING

Three-Hour

\$90 non-members, \$77 members

Six-Hour

\$175 non-members, \$149 members

Nine-Hour

\$265 non-members, \$225 members

Members! Register by November 30, 2015 to get the member rate.

WORKSHOP INDEX

BY CATEGORY

000 Miscellaneous

010 The Shift Dress with Christine Haynes
020 Maker to Making a Living with Jacqueline Sava

100 Appliqué

110 Catenary with Carolyn Friedlander
120 Piec-liqué with Cristy Fincher
121 Working with Wool Appliqué with Alison Glass
122 Reverse Appliqué + Jersey Knit with Alison Glass
130 Needle Turn Appliqué with Sarah Fielke
131 Modern Hawaiian Appliqué with Sarah Fielke

200 Design

210 The Joy of the Design Wall with Rossie Hutchinson
211 Activating Space in Modern Quilt Design with Jacquie Gering
212 Color Theory in Practice with Kim Eichler-Messmer
213 Studio Scheming with Luke Haynes
214 Embrace the Chaos – An Exercise in Controlled Randomness with Libs Elliott
215 Solids Marathon with Bill Kerr
216 Breathe New Life into Your UFOs with Bill Kerr
217 Quick and Dirty Color Theory with Kim Eichler-Messmer
218 How to Use Color Troublemakers with Kim Eichler-Messmer
220 Getting Started with EQ7 with Christa Watson
221 Designing Modern Quilts in EQ7 with Christa Watson

300 Finishing Techniques

320A The Big Finish with Shea Henderson
320B The Big Finish with Shea Henderson

400 Embroidery

420A Embroidery Sampler with Alison Glass
420B Embroidery Sampler with Alison Glass

500 Improvisation

510 Improv Log Cabin with Heather Jones
511 Rainbow Remix with Rebecca Bryan
512 Improv Lettering with Sarah Fielke
513 Wavelength Crash Course with Rebecca Bryan
514 Get Your Wedge Curve On with Sherri Lynn Wood
515 Modern Block Improv with Sherri Lynn Wood
516 Log Condo with Luke Haynes
520A Small Studies with Gwen Marston
520B Small Studies with Gwen Marston
530 Minimal Quiltmaking with Gwen Marston
531 Improv Pineapple with Heather Jones
532 Get Your Bias Strip Curve On with Sherri Lynn Wood
533 Intermediate Improv with Rossie Hutchinson

WORKSHOP INDEX

600 Foundation Piecing or Paper Piecing

- 610A Arrows: Foundation Paper Piecing with Johanna Masko
- 610B Arrows: Foundation Paper Piecing with Johanna Masko
- 630 Crackle with Amy Garro
- 631 Icy Waters with Amy Garro
- 632 Facing East with Carolyn Friedlander
- 611A English Paper Piecing with Johanna Masko
- 611B English Paper Piecing with Johanna Masko
- 612 Somerset Star with Johanna Masko
- 630 Paper Piecing Design with Amy Garro

700 Piecing Techniques

- 710 Strip Piecing Crash Course with Amy Smart
- 711 Stretch Hex & Tumbler with Victoria Findlay Wolfe
- 712 Strip Piecing with Amy Smart
- 713 Pies & Points Sizzix Class with Victoria Findlay Wolfe
- 720 Conquering Curves with Janice Ryan
- 721A Making Faces with Melissa Averinos
- 721B Making Faces with Melissa Averinos
- 722 Paperless Paper Piecing with Cristy Fincher
- 723 Mastering the Half-Square Triangle with Jeni Baker
- 730 Large Scale Piecing with Heather Jones
- 731 Huckleberry with Rebecca Bryan
- 732 Shining Stars Sampler with Jeni Baker
- 733 Equilateral Triangles with Jeni Baker
- 734 Creative Half-Square Triangle Piecing with Jeni Baker
- 735A Advanced Piecing with Amy Smart
- 735B Advanced Piecing with Amy Smart
- 736A For the Love of Y Seams with Libs Elliott
- 736B For the Love of Y Seams with Libs Elliott
- 737 Paperless Paper Piecing Design with Cristy Fincher
- 738 Castle Treasury with Lizzy House

800 Quilting

- 811A Modern Simplicity with Jodi Robinson
- 811B Modern Simplicity with Jodi Robinson
- 812A Well Worth the Time Fillers with Jodi Robinson
- 812B Well Worth the Time Fillers with Jodi Robinson
- 815A Textural Quilting with Angela Walters
- 815B Textural Quilting with Angela Walters
- 816 More Dot to Dot Quilting with Angela Walters
- 818A Shape by Shape with Angela Walters
- 818B Shape by Shape with Angela Walters
- 817A Borders & Backgrounds with Angela Walters
- 817B Borders & Backgrounds with Angela Walters
- 820 Home Machine Quilting with Carolyn Friedlander
- 821 Free-Motion at Home with Christina Cameli
- 822A Broken Wreath with Krista Withers
- 822B Broken Wreath with Krista Withers
- 823A Straight Line Quilting with a Modern Twist
- 823B Straight Line Quilting with a Modern Twist
- 824 Compositional Quilting with Krista Withers

- 825 Compositional Drawing with Krista Withers
- 826A Piece as You Quilt with Krista Withers
- 826B Piece as You Quilt with Krista Withers
- 830A Free-Motion Favorites for the Modern Quilter with Christa Watson
- 830B Free-Motion Favorites with Christa Watson
- 831 Free-Motion Impact with Christina Cameli
- 832 Wild Quilting with Christina Cameli

900 Surface Design

- 910 Quick Block Printing with Lizzy House
- 911 Fabric Printing & Design with Lizzy House
- 912A Block Printing with Valori Wells
- 912B Block Printing with Valori Wells
- 913 Silk Screen Printing with Valori Wells

WORKSHOPS BY TYPE

Business

- 020 From Maker to Making a Living with Jacqueline Sava

Computer

- 220 Getting Started with EQ7 with Christa Watson
- 221 Designing Modern Quilts in EQ7 with Christa Watson

Drawing

- 825 Compositional Drawing with Krista Withers

Handwork

- 110 Catenary with Carolyn Friedlander
- 121 Working with Wool Appliqué with Alison Glass
- 122 Reverse Appliqué + Jersey Knit with Alison Glass
- 130 Needle Turn Appliqué with Sarah Fielke
- 131 Modern Hawaiian Appliqué with Sarah Fielke
- 217 Quick Color Theory with Kim Eichler-Messmer
- 218 Color Troublemakers with Kim Eichler-Messmer
- 420A Embroidery Sampler with Alison Glass
- 420B Embroidery Sampler with Alison Glass
- 611A English Paper Piecing with Johanna Masko
- 611B English Paper Piecing with Johanna Masko
- 612 Somerset Star with Johanna Masko
- 630 Paper Piecing Design with Amy Garro

Long-arm Quilting (Stand Long Arm/Frame)

- 812A Well Worth the Time Fillers with Jodi Robinson
- 812B Well Worth the Time Fillers with Jodi Robinson
- 817A Borders & Backgrounds with Angela Walters
- 817B Borders & Backgrounds with Angela Walters
- 823A Straight Line Quilting with a Modern Twist
- 823B Straight Line Quilting with a Modern Twist
- 824 Compositional Quilting with Krista Withers
- 826A Piece as You Quilt with Krista Withers
- 826B Piece as You Quilt with Krista Withers

WORKSHOP INDEX

Long-arm Quilting (Sit-Down Long Arm/Frameless)

- 811A Modern Simplicity with Jodi Robinson
- 811B Modern Simplicity with Jodi Robinson
- 815A Textural Quilting with Angela Walters
- 815B Textural Quilting with Angela Walters
- 816 More Dot to Dot Quilting with Angela Walters
- 818A Shape by Shape with Angela Walters
- 818B Shape by Shape with Angela Walters
- 822A Broken Wreath with Krista Withers
- 822B Broken Wreath with Krista Withers
- 830B Free-Motion Favorites with Christa Watson

Surface Design/Printing

- 910 Quick Block Printing with Lizzy House
- 911 Fabric Printing & Design with Lizzy House
- 912A Block Printing with Valori Wells
- 912B Block Printing with Valori Wells
- 913 Silk Screen Printing with Valori Wells

Domestic Machine Sewing

- 010 The Shift Dress with Christine Haynes
- 120 Piec-liqu  with Cristy Fincher
- 210 The Joy of the Design Wall with Rossie Hutchinson
- 211 Activating Space in Modern Quilt Design with Jacquie Gering
- 212 Color Theory in Practice with Kim Eichler-Messmer
- 213 Studio Scheming with Luke Haynes
- 214 Embrace the Chaos – An Exercise in Controlled Randomness with Libs Elliott
- 215 Solids Marathon with Bill Kerr
- 216 Breathe New Life into Your UFOs with Bill Kerr
- 320A The Big Finish with Shea Henderson
- 320B The Big Finish with Shea Henderson
- 510 Improv Log Cabin with Heather Jones

- 511 Rainbow Remix with Rebecca Bryan
- 512 Improv Lettering with Sarah Fielke
- 513 Wavelength Crash Course with Rebecca Bryan
- 514 Get Your Wedge Curve On with Sherri Lynn Wood
- 515 Modern Block Improv with Sherri Lynn Wood
- 516 Log Condo: A Modern Take on the Log Cabin with Luke Haynes
- 520A Small Studies with Gwen Marston
- 520B Small Studies with Gwen Marston
- 530 Minimal Quiltmaking with Gwen Marston
- 531 Improv Pineapple with Heather Jones
- 532 Get Your Bias Strip Curve On with Sherri Lynn Wood
- 533 Intermediate Improv with Rossie Hutchinson
- 610A Arrows: Foundation Piecing with Johanna Masko
- 610B Arrows: Foundation Piecing with Johanna Masko
- 630 Crackle with Amy Garro
- 631 Icy Waters with Amy Garro
- 632 Facing East with Carolyn Friedlander
- 712 Strip Piecing with Amy Smart
- 710 Strip Piecing Crash Course with Amy Smart
- 711 Stretch Hex & Tumbler with Victoria Findlay Wolfe
- 713 Pies & Points Sizzix Class with Victoria Findlay Wolfe
- 720 Conquering Curves with Janice Ryan
- 721A Making Faces with Melissa Averinos
- 721B Making Faces with Melissa Averinos
- 820 Home Machine Quilting with Carolyn Friedlander
- 821A Free-Motion at Home with Christina Cameli
- 821B Free-Motion at Home with Christina Cameli
- 830A Free-Motion Favorites with Christa Watson
- 831 Free-Motion Impact with Christina Cameli
- 832 Wild Quilting with Christina Cameli

For a listing of workshops by instructor, the Instructor Lecturer and Panelist Index is on page 37-39.



WORKSHOP DESCRIPTIONS

000 MISCELLANEOUS

010 The Shift Dress

Christine Haynes

Learn to make The Shift Dress from the book "Skirts & Dresses For First Time Sewers," with Christine Haynes. A perfect garment for sewers of all levels, this simple dress will introduce you to basic clothing construction, including bias-finishing the neckline, and hand gathering the cuffed sleeve, as we cut, assemble, and finish our garments with professional results. Please note: this pattern is sized from 0–18 and is for bust sizes 31"–45". If you fall outside of that range, please consider making it for a friend as there will not be enough time for pattern adjustments in class.

Material Fees: \$10, includes copy of pattern
010 Friday, Feb. 19, 9 a.m.-9 p.m.



020 Maker to Making a Living

Jacqueline Sava

In this three-hour crash course, you'll work through your personalized 'maker to making a living' workbook, filled with tools, tips, activities and financial formulas. (Yes, financial formulas. Fear not, you'll be fine.) You'll also have access to additional top secret online resources to continue working on your own after the event. This is a hands-on course, for both new and existing businesses. It's also perfect if you haven't started your business and are in the dreaming/ planning/ exploration phase. Attendees will be guided through lectures, exercises and activities focused around the development of their business. At the end of the workshop, you will have a custom plan to transition from where you are, to where you want to be, successfully balancing your personal craft philosophy with the realities of marketing, selling and profiting from your creative business.

Material Fees: \$10, for customized workbook for use during workshop + exclusive access to online content after course

030 Friday, Feb. 19, 6 p.m.-9 p.m.



100 APPLIQUÉ

110 Catenary Quilt

Carolyn Friedlander

Learn to love handwork with this architecture-inspired project. This graphic design from Carolyn's pattern line is a great project for picking up and refining your needle-turn appliqué skills. Learn how decisions in fabric selection and block placement can impact the look of the design and the flavor of your project.

Material Fees: \$12, includes copy of the Catenary pattern

110 Saturday, Feb. 20, 9 a.m.-5 p.m.



120 Piec-liqué

Cristy Fincher

Piec-liqué is an innovative technique that makes any curved seam possible. In class, you'll learn how to piece the fun curves of Circle Maze, without the fuss of special sewing machine feet or a ton of pins. This simple technique will give you confidence with curves and add many new skills to your quilting "tool box."

Material Fees: \$15, includes pattern and instructions
120 Sunday, Feb. 21, 9 a.m.-12 p.m.



121 Working with Wool – Modern Wool Appliqué

Alison Glass

Wool is a beautiful material for appliqué. Often seen in a more traditional setting, this workshop teaches the technique with a modern design and color palette. Students will learn wool appliqué basics, get exposure to materials, and set up a project to work on in class, with an opportunity for individual instruction. The project can then be finished as a mini quilt, pillow, or bag panel.

Material Fees: \$10, includes pattern/shapes for templates, template material, glue
121 Sunday, Feb. 21, 9 a.m.-12 p.m.



WORKSHOP DESCRIPTIONS

122 Reverse Appliqué + Jersey Knit

Alison Glass

Students will learn the process of reverse appliqué, using jersey knit and cotton fabric, through the creation of a block that can then be made into a mini quilt, pillow, or bag panel. Students will learn the basics of raw edge reverse appliqué: setting up the design, stitching and knotting, and finishing the edges. Hands-on work time will allow students to get a good start on their projects and will provide time for individual instruction.

Material Fees: \$10, includes pattern/shapes for templates, template material, pins, pen for tracing
122 Sunday, Feb. 21, 2-5 p.m.



130 Needle Turn Appliqué

Sarah Fielke

Needle turn appliqué made easy! Sarah's fun, modern technique for hand needle turn will help you achieve perfect circles, steep V's a sharp points with ease and confidence. Begin a block from one of Sarah's new quilts that can become a medallion or a full size quilt.

Material Fees: \$15, includes quilt block pattern, or students may bring copy of "Old Quilts, New Life" by Sarah Fielke, which contains the pattern
130 Sunday, Feb. 21, 9 a.m.-5 p.m.



131 Modern Hawaiian Appliqué

Sarah Fielke

Learn how to needle turn Hawaiian appliqué the modern way using one of Sarah's striking but simple blocks. On their own the blocks make a visually appealing quilt, or make a start on the Centenary quilt from Sarah's new book, "Old Quilts New Life."

Material Fees: \$15, includes quilt block pattern, or students may bring copy of "Old Quilts, New Life" by Sarah Fielke, which contains the pattern
131 Friday, Feb. 19, 2-5 p.m.



200 DESIGN

210 The Joy of the Design Wall

Rossie Hutchinson

Are you using your design wall to design? Or is it just a place you store blocks and scraps? Participants in this class will learn to make blocks for an Arne quilt (pattern is provided in class); those blocks will be pooled and played with collectively as we explore the joy of the design wall.

Material Fees: None

210 Friday, Feb. 19, 6-9 p.m.

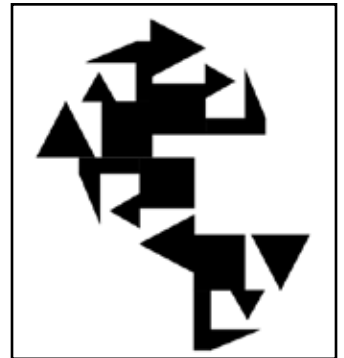


211 Activating Space in Modern Quilt Designs

Jacque Gering

In this workshop, students will understand figure/ground relationships and how to activate space in quilt designs. Students will put that knowledge to work to design graphic, modern blocks and use their blocks to create quilt layouts using both traditional and alternate grid concepts. Students will complete at least one block and one quilt design and will begin sewing blocks designed in class.

Material Fees: \$5, includes paper blocks, card stock for block design as well as copy machine access
211 Friday, Feb. 19, 9 a.m.-5 p.m.




212 Color Theory in Practice

Kim Eichler-Messmer

Explore a variety of ways to translate your color inspiration into modern quilts. We will start with quick and easy color theory exercises to create palettes, move onto the design wall to test out different combinations using simple quilt blocks, and finish up with small sewn color studies. You will leave class with greater confidence in how to put together colors in your quilts.

Material Fees: None

212 Sunday, Feb. 21, 9 a.m.-5 p.m.



WORKSHOP DESCRIPTIONS

213 Studio Scheming

Luke Haynes

Join Luke in a workshop geared to help improve your own studio practice. You will be working through some iterative projects and working out some easy design prompts to help you build confidence in your own studio and a few skills towards creating your own patterns.

Material Fees: None

213 Sunday, Feb. 21, 9 a.m.-5 p.m.



214 Embrace the Chaos – An Exercise in Controlled Randomness

Libs Elliott

Using only paper and pencils — no computers required! — Libs will walk you through a series of worksheet exercises that mimic her code. By using controlled elements in a random way, each participant will end up with — surprise! — a random quilt pattern layout. Once the layouts are done, we'll cut and work on piecing. At the end of the class, each participant will leave with her/his very own quilt plan.

Material Fees: None

214 Sunday, Feb. 21 9 a.m.-5 p.m.



215 Solids Marathon

Bill Kerr

We'll design and sew from morning to night in this nine-hour workshop. Come with a stash of solids and an eagerness to make an original quilt. We'll have spend the first hour on design discussion and sketching, then it's sewing time. Bill will meet with students individually throughout the day for design and technical consultations. We'll meet as a group at the end of class to admire each others' work. Let's blow everyone away with what we can accomplish in a day!

Material Fees: None

215 Saturday, Feb. 20, 9 a.m.-9 p.m.



216 Breathe New Life Into Your UFOs

Bill Kerr

We all have them — projects that got away from us. Halfway through it we knew something wasn't working or we ran out of a key fabric and gave up. Now there's a half-done project we're no longer in love with but aren't sure how to fix. Learn what went wrong and how to redesign your project. Orphaned blocks, partially appliquéd pieces, you name it; transform them into a quilt you'll love.

Material Fees: None

216 Friday, Feb. 19, 9 a.m.-5 p.m.



217 Quick & Dirty Color Theory

Kim Eichler-Messmer

If you've ever been stuck trying to pick out colors for a quilt, this workshop is for you. Learn all about color theory and how to find and use color inspiration in your quilts using fun, fast paced, hands on techniques. We won't be doing any sewing, but we will create a huge variety of color palettes to take home for your next quilt project.

Material Fees: None

217 Friday, Feb. 19, 6-9 p.m.



218 How to Use Color Troublemakers

Kim Eichler-Messmer

Is there a color in your stash that you just can't figure out how to use? This workshop will help you discover all of the potential palettes that your color fits in. We will cover basic color theory and use the design wall to create a vast number of possibilities for your color troublemaker. Go home with the confidence to work through your stash and create new and exciting color combinations.

Material Fees: None

218 Saturday Feb. 20, 6-9 p.m.



WORKSHOP DESCRIPTIONS


220 Getting Started with EQ7

Christa Watson

In this comprehensive workshop, students will learn the basics of Electric Quilt Software – version 7 for Windows or Mac. Topics include: learning to use the block library, setting blocks into quilt layouts, adding borders, importing fabric swatches, designing simple quilts, calculating yardage and more. Class also includes a trunk show of the instructor's quilts designed in EQ7 for inspiration. **This is a hands-on computer class, and students must be comfortable using their own laptops, with their version of the software installed prior to class.**

Material Fees: None

220 Friday Feb. 19, 9 a.m.-5 p.m.



221 Designing Modern Quilts in EQ7

Christa Watson

Take your modern designs to the next level by learning how to manipulate them in EQ7. Topics will include drawing improv blocks, scaling and numbering foundation piecing templates, applying a layer of quilting, designing custom set quilts, manipulating borders, incorporating negative space, going off the grid, changing sizes, and more.

We will work at a quick pace, so students should be comfortable with the basics of EQ7 prior to class. **This is a hands-on computer workshop, and students must be comfortable using their own laptops, with their version of the software installed prior to class. Students may use EQ7 for either PC or Mac.**

Material Fees: None

221 Saturday Feb. 20, 6-9 p.m.



300 FINISHING TECHNIQUES

320 The Big Finish

Shea Henderson

Elevate your sewing and quilting from homemade to handmade and polish your finishing with these professional techniques. Topics covered will include: achieving invisible hand-stitched binding, under stitching and facings for quilts.

Various binding widths, flanges and their uses will be discussed. In addition, students will make a small project incorporating precision topstitching, pressing techniques and piping.

Material Fees: None

320A Thursday, Feb. 18, 6-9 p.m.

320B Friday, Feb. 19, 6-9 p.m.



400 EMBROIDERY

420 Embroidery Sampler

Alison Glass

The Embroidery Sampler Workshop will cover embroidery basics and tips and teach 10 embroidery stitches. Students will work on a sampler piece designed to appeal to the modern quilter. The class will include a good amount of work time, allowing for individual student instruction.

Material Fees: \$18, includes pattern, the printed sampler design for stitching, embroidery needles, and a size 1 milliners needle

420A Thursday, Feb. 18, 6-9 p.m.

420B Friday, Feb. 19 6-9, p.m.



WORKSHOP DESCRIPTIONS

500 IMPROVISATION

510 Improv Half Log Cabin

Heather Jones

Students will learn the technique of creating large-scale improv half log cabins. You will design intuitively and explore a cutting technique that does not require precision. This type of patchwork produces completely unique, one of a kind blocks with a strong graphic quality, and Heather will discuss how fabric placement and color choices affect the design of the block. Students will finish with a number of finished blocks that can be used in small patchwork projects or as the beginning of a larger quilt.

Material Fees: None

510 Friday, Feb. 19, 6-9 p.m.



511 Rainbow Remix

Rebecca Bryan

Come spend the day creating your own version of "Rainbow Remix." We'll explore the tension between classical and improv quilt making thereby learning to manipulate techniques to create a quilt with stunning effect. As the class progresses, the focus will shift towards color play and quilt top composition.

Material Fees: \$25, or bring copy of "Modern Rainbow: 14 Imaginative Quilts that Play with Color" by Rebecca Bryan

511 Saturday, Feb. 20, 9 a.m.-5 p.m.




512 Improv Lettering

Sarah Fielke

Text can add personality, dimension and intent to your stitching. Learn how to machine piece improv letters for your quilts or cushions with Sarah's fun technique. Choose a word or phrase to work on and by the end of class you'll be off and running!

Material Fees: None

512 Saturday, Feb. 20, 6-9 p.m.



513 Wavelength Crash Course

Rebecca Bryan

In this crash course you will learn the technique to design and make your own version of the Wavelength quilt from "Modern Rainbow." This improvisationally crafted quilt invites you to play with the interchange of color as shapes gradually emerge. We'll talk about making angled cuts, fabric choice, color selection, block fundamentals, and how choices will create different effects in the quilt top.

Material Fees: \$25, or bring copy of "Modern Rainbow" by Rebecca Bryan

513 Saturday, Feb. 20, 6-9 p.m.



514 Get Your Wedge Curve On

Sherri Lynn Wood

Get your wedge-curve, mod-mood, groove on in this improvisational quilt-making workshop. Participants will commit one step at a time, as they explore advanced approaches to improvised patchwork and composition, develop a personal/intuitive language of color, and learn ruler-free, wedge-curve, piecing techniques.

Material Fees: None

514 Friday, Feb. 19, 9 a.m.-5 p.m.



515 Modern Block Improv

Sherri Lynn Wood

Improv is flexible patterning. Participants will start with a favorite fixed or "traditional" block pattern and gradually transform it through a series of repetitions and variations. Without the use of rulers, templates or instructions to guide them, they will gain a deeper sense of how patterns and shapes form and evolve, while learning ruler-free patchwork and composition techniques along the way.

Material Fees: None

515 Thursday, Feb. 18 9 a.m.-5 p.m.



WORKSHOP DESCRIPTIONS

516 Log Condo – A Modern Take on the Log Cabin

Luke Haynes

Luke will teach you to use materials in an alternative way. We will take yardage and make it more interesting and then create a small log cabin quilt top to show ways to incorporate traditional patterns into a more contemporary aesthetic.

Material Fees: None

516 Saturday, Feb. 20, 9 a.m.-5 p.m.



520 Small Studies

Gwen Marston

This class is built on the idea of exploring abstract design by making small fabric studies. Gwen thinks of these small studies as sketches. Just as painters use sketches to explore possibilities, fabric sketches are for working things out; for learning new techniques, exploring color and composition.

They are your ticket to play, and to develop your own aesthetics in a safe, worry-free space. Making sketches is like taking a crash course in design. Students should be able to complete one study.

Material Fees: None

520A Friday Feb. 19, 9 a.m.-5 p.m.

520B Sunday Feb. 21, 9 a.m.-5 p.m.




530 Minimal Quiltmaking

Gwen Marston

This class is based on Gwen's new book "Minimal Quiltmaking." The idea of creating quilts in a minimal style is based on the principal of using the simplest and fewest elements to create the maximum effect. We will be working with simple, unpretentious design. Scaling everything back is a challenge, but one that Gwen embraces.

Material Fees: None

530 Thursday Feb. 18, 9 a.m.-5 p.m.



531 Improv Pineapple

Heather Jones

You will learn how to create improv pieced pineapple blocks. While the traditional version of this block can be somewhat intimidating to create, it becomes more relaxed and approachable when combined with improv piecing with no need for precise measuring or cutting. This technique produces completely unique blocks with a strong graphic quality. Heather will discuss how fabric placement and color choices affect the block design. Students will complete some blocks during class.

Material Fees: None

531 Saturday Feb. 20 9 a.m.-5 p.m.



532 Get Your Bias Strip Curve On

Sherri Lynn Wood

Get your bias-strip curve on and celebrate your mistakes! Participants will learn the innovative ruler-free technique of bias-strip piecing on the curve, along with tips on how to flatten internal bubbles, and options for applying the technique in fixed block or improvisational compositions. This is tricky patchwork that takes time to master but worth the effort. Imagine the possibilities!

Material Fees: None

531 Sunday Feb. 21, 9 a.m.-5 p.m.



533 Intermediate Improv – Cabins, Crosses & Colors

Rossie Hutchinson

Improv blocks provide structure while allowing a lot of freedom for play and expression. Students who are already comfortable piecing improvisationally will learn three beautiful blocks – the improv cross, the log cabin, and the quartered log cabin. The blocks can be combined into a single quilt or used as starters for separate quilts. As students explore each block and its possibilities, Rossie will share her own quilts and explain how she builds color stories intuitively and improvisationally.

Material Fees: None

533 Thursday Feb. 18, 9 a.m.-5 p.m.



WORKSHOP DESCRIPTIONS

600 FOUNDATION OR PAPER PIECING

610 Arrows: Foundation Paper Piecing

Johanna Masko

Take your patchwork skills in a new direction with Arrows. Learn a freezer paper-based method for paper piecing with this bold and graphic block design. This game-changing method allows you to spend more time creating instead of removing bits of paper, using your prettiest scraps to make a cushion, runner, quilt or tote.

Material Fees: None

610A Friday Feb. 19, 6-9 p.m.

610B Saturday Feb. 20, 6-9 p.m.



611 English Paper Piecing

Johanna Masko

A great choice for precise, geometric patchwork, English Paper Piecing is completely sewn by hand. This fun, take-it-anywhere technique shows off clever fussy cuts and is a beautiful way to use your favorite scraps. In addition to hexagons, this method works equally well for diamonds, half-hexagons, jewel shapes and more. Pretty geometric shapes plus a streamlined approach to prepping and construction add up to an addictive and portable new way to squeeze more crafting into your day.

Material Fees: None

611A Thursday, Feb. 18, 2-5 p.m.

611B Thursday, Feb 18, 6-9 p.m.



612 Somerset Star

Johanna Masko

Make simple strips of fabric sparkle in the Somerset Star. This faux patchwork technique looks best in solid, near-solid and small prints. These layered beauties make charming ornaments, trivets, cushions and decorations to enliven the walls of your home year round.

Material Fees: None

612 Thursday, Feb. 18, 9 a.m.-12 p.m.



620 Paper Piecing Design

Amy Garro

Students will discover how to transform a design into a paper-pieced block. We will begin by creating basic triangle patterns. Then, we will begin with a drawn shape and convert it to a paper-pieced pattern. Students will learn how to apply these techniques to increasingly difficult examples & shapes to create their own, unique paper-pieced patterns.

Material Fees: \$5, includes class handout
620 Thursday, Feb. 18, 9 a.m.-5 p.m.



630 Crackle

Amy Garro

Learn Amy's method of paper piecing in this workshop! Students will benefit from demonstrations of how to paper piece this quilt, how to handle sharp angles, and how to join the quadrants of this block while successfully matching seams. Suggestions will be given on how to keep everything organized while piecing this quilt. The course will end with suggestions and discussion regarding the quilting of this project.
Material Fees: \$15, includes 8.5" x 11" cardboard piece, quilt pattern & pattern pieces
630 Friday, Feb. 19, 6-9 p.m.



631 Icy Waters

Amy Garro

Learn Amy's method of paper piecing in this workshop! Students will benefit from demonstrations of how to paper piece this quilt, including how to piece all block variations. Amy will also give suggestions on how to keep everything organized while piecing this quilt. The course will end with suggestions and discussion regarding the quilting of this project.

Material Fees: None

631 Saturday, Feb. 20 9 a.m.-5 p.m.



WORKSHOP DESCRIPTIONS

632 Facing East

Carolyn Friedlander

Combine appliqué, paper piecing, and color theory with this strip-friendly project from Carolyn's book, "Savor Each Stitch." Carolyn will walk you through the techniques involved as well as how to create your own color story with this bold and versatile project.

Material Fees: \$25, or bring a copy of "Savor Each Stitch" by Carolyn Friedlander
632 Thursday, Feb. 18, 9 a.m.-5 p.m.



712 Strip Piecing

Amy Smart

Strip piecing is useful in quilt making to save both time and fabric. Strip piecing is also extremely versatile. In this fun workshop, spend the day learning a wide variety of designs and styles, all made from different strip-piecing techniques.

Material Fees: \$17, or bring a copy of "Fabulously Fast Quilts" by Amy Smart
712 Thursday, Feb. 18, 9 a.m.-5 p.m.



700 PIECING TECHNIQUES

710 Strip Piecing Crash Course

Amy Smart

Strip piecing is useful in quilt making to save both time and fabric. Strip piecing is also extremely versatile. In this shorter, fast-paced workshop, learn a wide variety of designs and styles, all made from different strip-piecing techniques.

Material Fees: \$17, or bring a copy of "Fabulously Fast Quilts" by Amy Smart
710 Friday, Feb. 19, 6-9 p.m.



713 Pies & Points

Victoria Findlay Wolfe

Learn or practice those curved piecing skills and explore color relationships in this striking quarter circle block quilt. Cut quarter circle arcs and wedges with Sizzix machines and Victoria's Pies & Points dies. Play with several variations of this block, with all the interchangeable pieces

included on the die. Play with the different effects of color in the setting solids to create that "wow" factor.
Material Fees: None

713 Thursday Feb. 18, 9 a.m.-5 p.m.



711 Stretch Hex & Tumbler

Victoria Findlay Wolfe

Add new angles to your quilts through PLAY with this great stretched hexagon shape! Learn or practice those Y-seams. Note, this clever setting requires only easy, wide Y-seams — and there are fewer of them than you think! Explore color relationships, showcase some of your favorite larger-scale prints, and play with negative space in this great scrap-buster. Go beyond simple shapes and have fun opening up a greater palette of techniques for your quilter's toolbox.

Material Fees: \$20, includes two acrylic templates
711 Friday, Feb. 19, 9 a.m.-5 p.m.



720 Conquering Curves

Janice Ryan

Does the thought of sewing curves make you break out in hives? Fear no more. In this workshop you will practice a variety of curves and circles of increasing difficulty. Each student will work on a 27" x 27" mini curves quilt, which can be finished after class and proudly displayed to show they defeated the curve!

Material Fees: None
720 Saturday, Feb. 20, 6-9 p.m.



WORKSHOP DESCRIPTIONS

721 Making Faces

Melissa Averinos

In this inspiring session you will learn to create faces in raw-edge appliqué. Embrace the ease and texture of raw edge appliqué and learn simple techniques to create faces — no drawing experience necessary! Melissa's warm and down-to-earth teaching style will put you at ease as she shares tips on color, fabric selection and different ways to create facial features. You'll finish the day by experimenting with simple thread drawing to add details that will really make your work pop.

Material Fees: \$5, includes handout
721A Thursday, Feb. 18, 9 a.m.-5 p.m.
721B Friday, Feb. 19, 9 a.m.-5 p.m.



730 Large Scale Piecing

Heather Jones

Using the Fly Away quilt pattern, students will learn how to increase the scale of both traditional and modern block designs, how to successfully manage large cuts of fabric and large pattern pieces, how to work with large areas of negative space, and tips and tricks on fabric selection, cutting, and construction methods for working in this manner. Students will discuss the roots of large scale piecing, effects of reducing design elements and design simplification.

Material Fees: None
730 Sunday, Feb. 21, 9 a.m.-5 p.m.



722 Paperless Paper Piecing

Cristy Fincher

Paperless paper piecing is limitless! This simple technique will empower you to go beyond the limits of paper. With Cristy, you'll learn how to precisely "paper-piece" a design without the limits of paper foundations. It gives you freedom! You'll also learn how to include improv piecing and modify paper-pieced designs.

Material Fees: \$15 includes pattern and instructions
722 Thursday, Feb. 18, 6-9 p.m.



731 Huckleberry

Rebecca Bryan

Spend the day working on your own version of the Huckleberry quilt from "Modern Rainbow: 14 Imaginative Quilts that Play with Color." Instructor Rebecca Bryan will also share tips on advanced piecing as the class works through piecing the blocks and assembling a quarter of a quilt top.

Material Fees: \$25, or bring copy of "Modern Rainbow: 14 Imaginative Quilts that Play with Color" by Rebecca Bryan
731 Thursday, Feb. 18, 9 a.m.-5 p.m.



723 Mastering the Half-Square Triangle

Jeni Baker

Half-square triangles (HSTs) are a fundamental building block in quilting. Mastering this simple block will increase the accuracy of your quilts and open up endless design opportunities. Three construction methods will be explored in this class. Plus, instruction on trimming, pressing, and tips for achieving a perfect 1/4" seam. Work from Jeni's book, "Patchwork Essentials: The Half-Square Triangle," to create three HST quilt blocks.

Material Fees: \$25, or your own copy of "Patchwork Essentials: The Half-Square Triangle" by Jeni Baker
723 Saturday, Feb. 20, 6-9 p.m.



732 Shining Stars Sampler

Jeni Baker

Take a trip across the Milky Way with the Shining Star Sampler. Explore a variety of patchwork techniques to construct six different star blocks in two sizes each. Techniques covered include half-square triangles, flying geese, and stitch and flip. Students will work toward a throw sized sampler quilt. Alternate project ideas will be shared as well.

Material Fees: \$9, includes copy of pattern
732 Saturday, Feb. 20, 9 a.m.-5 p.m.



WORKSHOP DESCRIPTIONS

733 Equilateral Triangles

Jeni Baker

Discover how easy it is to create beautiful equilateral triangle quilts in this class. Learn to cut triangles without the use of a special ruler or template and the tricks to accurate triangle piecing. Plus, explore the math behind designing your own quilt and creating a custom template. Students will work towards a quilt size of their choice. Alternate project ideas will be shared as well.

Material Fees: \$9, includes copy of pattern
733 Sunday, Feb. 21, 9 a.m.-5 p.m.



734 Creative Half-Square Triangle Piecing

Jeni Baker

Ready to take your half-square triangle (HST) piecing to the next level? Explore creative methods for adding an extra twist to the basic HST block. Leave class inspired to think outside the box when approaching quilting techniques. Work from Jeni's book, "Patchwork Essentials: The Half-Square Triangle," to create patchwork HST quilt blocks.

Material Fees: \$25, or bring your own copy of "Patchwork Essentials: The Half-Square Triangle" by Jeni Baker
732 Friday, Feb. 19, 6-9 p.m.




735 Advanced Piecing

Amy Smart

Learn how to go beyond basic quilting techniques with advanced shapes and techniques. This class includes cutting and piecing diamonds and hexagons, as well as machine piecing partial seams, inset seams, and y-seams. Amy will help you make something that looks intimidating become easy and build new skills in your quilting repertoire.

Material Fees: None
735A Saturday, Feb. 20, 9 a.m.-12 p.m.
735B Saturday, Feb. 20, 2 p.m.-5 p.m.



736 For the Love of Y Seams

Libs Elliott

The Weight of Love is a pattern made up of hex, half-hex and equilateral triangle pieces, designed randomly using code and constructed using Y-seams. Students will review and practice the Y-seam method of piecing, while customizing The Weight of Love pattern with your own selections of solids and prints. All students will leave the class with full pattern instructions and the knowledge required to complete the quilt at home.

Material Fees: None
736A Friday, Feb. 19, 6-9 p.m.
736B Saturday, Feb. 20, 6-9 p.m.



737 Paperless Paper Piecing Design

Cristy Fincher

Paperless paper piecing can take your quilt designing to new heights. In this class, Cristy will guide you through the design method of paperless paper piecing to make your own unique design a reality. Come to class with a sketch (or two) of a simple design. During class, we'll create your pattern and bring it to life with fabric and thread.

Material Fees: \$10, includes graph paper, freezer paper, other design tools
737 Saturday, Feb. 20 6-9 p.m.



738 Castle Treasury

Lizzy House

The traditional Granny Cross block was reinvented by Lizzy House to be a faceted, repeating pattern that sparkles with brilliant color and shape. Work closely with Lizzy to create your own special Castle Treasury Quilt, from planning fabric choices to essential construction tips. This gem of a quilt will reward your hard work many times over. This class is for confident quilters.

Material Fees: \$15, includes pattern
738 Friday, Feb. 19, 9 a.m.-5 p.m.



WORKSHOP DESCRIPTIONS

800 QUILTING

810 Hand Quilting

Sarah Fielke

Learn to hand quilt your tops with big stitch quilting using Sarah's easy to follow technique. Hand quilting gives your quilts a completely different look, feel and depth from machine quilting — and it doesn't take nearly as long as you would think! Add hand quilting to your tool box.

Material Fees: Optional kits will be available in class

Type: Handwork

810 Friday, Feb. 19, 9 a.m.-12 p.m.



811 Modern Simplicity

Jodi Robinson

Jodi will teach amazingly simple free-hand designs from her book "Modern Simplicity." You'll love how adaptable and effective the designs are in achieving texture and movement in your quilts. We will explore adding design complexity, and use in backgrounds, and allover quilting patterns. Students are encouraged to bring a quilt top to discuss how the designs from class could be applied to their actual quilts. In class, we will have a plastic overlay and markers so we can "see" how the designs will look.

Material Fees: \$15, includes all fabrics and batting

Type: Shared sit-down mid-arm (frameless)

811A Friday, Feb. 19, 2-5 p.m.

811B Saturday, Feb. 20, 6-9 p.m.



812 Well Worth the Time Fillers

Jodi Robinson

In this background filler class, you will learn some gorgeous background fills that are definitely NOT fast, but are definitely "well worth the time." The textural effects these designs will add to your modern quilts will set them apart!

Material Fees: \$15, includes all fabrics and batting

Type: Shared standing long-arm (framed)

812A Thursday, Feb. 18, 6-9 p.m.

812B Saturday, Feb. 20, 2-5 p.m.



814 Creative Walking Foot Quilting

Jacque Gering

Want to quilt your quilts on your home machine and maybe free motion quilting isn't for you? Discover the joy and creative possibilities of quilting with your walking foot. Learn tips and tricks for successful walking foot quilting along with creative quilting designs and textures that can be accomplished on your home machine.

Material Fees: None

Type: Domestic sewing machine

814 Saturday, Feb. 20, 9 a.m.-5 p.m.



815 Textural Quilting

Angela Walters

Whether enhancing areas of a quilt or providing a secondary design, machine quilting can add texture. Instead of focusing on specific quilting designs, Angela will show you how to select designs based on the texture they add. Learn how to combine textures to create interesting areas on your quilt, to highlight or hide areas of a quilt, and how to make the quilting design selection process a little easier. This class will leave you inspired.

Material Fees: \$15, includes fabric, batting, handout

Type: Shared sit-down mid-arm (frameless)

815A Thursday, Feb. 18, 9 a.m.-12 p.m.

815B Thursday, Feb. 18, 2-5 p.m.



816 More Dot to Dot Quilting

Angela Walters

Do you love geometric designs that require little to no marking? Angela shows how to create intricate-looking designs with the Dot to Dot concept. From blocks and borders to backgrounds, you will learn new, creative designs for your quilts. Angela will leave you inspired and ready to tackle your next quilt. NOTE: You don't need to take the first Dot to Dot class to take this one as it has different content.

Material Fees: \$15, includes fabric, batting, handout

Type: Shared sit-down mid-arm (frameless)

816A Thursday, Feb. 18, 6-9 p.m.



WORKSHOP DESCRIPTIONS

817 Borders and Backgrounds

Angela Walters

Sometimes, quilting borders can be pain... but they don't have to be. Whether you are working on a quilt with a single border or a medallion quilt with multiple borders, this class will teach you some great machine quilting designs especially for borders. Angela Walters will also show how to work around the borders of your quilt in an efficient way by giving easy tips for breaking up the borders into more manageable areas, creating interest with border corner motifs, and how to work your way around the quilt. Come ready to learn and ready to laugh!

Material Fees: \$15, includes fabric, batting, handout
Type: Shared standing long-arm (framed)

817A Friday, Feb. 19, 9 a.m.-12 p.m.

817B Friday, Feb. 19, 2-5 p.m.



818 Shape By Shape Quilting

Angela Walters

Based on Angela Walters' newest book, "Shape by Shape Quilting," this class shows how you can break most quilt blocks into smaller, basic shapes. Learn designs that work in all differently shaped blocks as well as other areas of a quilt, including borders and negative space.

Material Fees: \$15, includes fabric, batting, handout
Type: Shared sit-down mid-arm (frameless)

818A Saturday, Feb. 20, 9 a.m.-12 p.m.

818B Saturday, Feb. 20, 2-5 p.m.



820 Home Machine Quilting

Carolyn Friedlander

Learn the basics for how to quilt on your home machine. Carolyn will start by discussing general strategy before leading into the specifics of free motion quilting and what to do with the walking foot. Come to this class ready to explore and experiment.

Material Fees: None

Type: Domestic sewing machine

820 Friday, Feb. 19, 9 a.m.-5 p.m.



821 Free-Motion at Home

Christina Cameli

Get the right start on your free-motion quilting adventure. Learn the absolute basics of free-motion and then jump in with exercises designed for complete beginners. We will spend class time sketching and stitching, with lots of opportunity to ask questions and fine tune your technique. Before leaving you'll start your first free-motion quilted project with Christina's supportive guidance.

Material Fees: None

Type: Domestic sewing machine

821A Thursday, Feb. 18, 9 a.m.-5 p.m.

821B Saturday, Feb. 20, 9 a.m.-5 p.m.



822 Broken Wreath

Krista Withers

Many modern quilts are using traditional blocks and incorporating modern fabrics with alternative layouts, these quilts have different challenges to deal with when deciding on quilting designs. This class focuses on quilts of this nature and how to put a modern twist on a traditional motif.

Material Fees: \$20, includes Mylar plastic, dry erase pen, blue wet erase fabric marking pen, mark-be-gone pen, chalk marking wheel

Type: Shared sit-down mid-arm (frameless)

822A Friday, Feb. 19, 9 a.m.-12 p.m.

822B Sunday, Feb. 21, 9 a.m. - 12 p.m.



823 Straight Line Quilting with a Modern Twist

Jodi Robinson

Students will learn simple ways to enhance their basic straight line quilting. We will add bends, twists, and design elements to our straight lines to add interest, movement and break up large expanses of straight lines.

You will also learn some cool tricks to create optical illusions within your lines, as well as some fun designs using wavy and flowing lines.

Material Fees: \$15, includes all fabrics and batting
Type: Shared standing long-arm (framed)

823A Saturday, Feb. 20, 9 a.m.-12 p.m.

823B Sunday, Feb. 21, 9 a.m.-12 p.m.



WORKSHOP DESCRIPTIONS

824 Compositional Quilting

Krista Withers

Start looking at your quilting from a “whole” compositional standpoint. Explore the possibilities that address negative space, asymmetrical compositions and alternative block settings. We will create a quilt map, tackle large expanses of negative space and design a quilt path to lead you across the quilt with few starts and stops. *Material Fees:* \$20, includes mylar plastic, vis a vis, blue mark.b.gone, eraser pen, *Type:* Shared standing long-arm (framed)
824 Thursday, Feb. 18, 9 a.m.-5 p.m.



825 Compositional Drawing

Krista Withers

Design a whole cloth quilt and explore possibilities that open up with compositional quilting. Starting with the path concept, we will mark out a whole cloth quilt in this class. You'll create a quilt map, tackle large expanses of negative space and design a quilt path to lead across the quilt with few starts and stops. In this drawing class, you will design and mark a whole cloth quilt to take home and sew. *Material Fees:* \$20, includes mylar plastic, vis a vis, blue mark.b.gone, eraser pen *Type:* Drawing
825 Saturday, Feb. 20, 9 a.m.-5 p.m.



826 Piece as You Quilt

Krista Withers

Students will learn how to use their long-arm for the QAYG method of piecing and quilting simultaneously. We will explore different techniques starting with the log cabin approach and expanding out into more improv piece work. We will work with lots of straight line quilting and some filler designs to enhance small spaces. Students will finish at least one panel that they can use for a bag front, pillow cover, etc. *Material Fees:* \$10, includes base fabric *Type:* Shared standing long-arm (framed)
826A Friday, Feb. 19, 6-9 p.m.
826B Saturday, Feb. 20, 6-9 p.m.



830 Free-Motion Favorites for the Modern Quilter

Christa Watson

Take your modern free-motion quilting to the next level by learning a dozen different fillers that will add depth and dimension. Let go of perfection by quilting asymmetrical textures that require little to no marking. Students will practice on sample squares or orphan blocks to discover geometric alternatives to straight-line quilting. This fast-paced workshop is for those comfortable with basic free-motion quilting. *Material Fees:* None
Type for 830A: Domestic sewing machine
830A Thursday, Feb. 18, 6-9 p.m.
Type for 830B: Shared sit-down mid-arm (frameless)
830B Friday, Feb. 19, 6-9 p.m.



831 Free-Motion Impact

Christina Cameli

This intermediate free-motion class covers principles home quilters can use to amplify the effect of their quilting. Experiment with using quilting density, echoing, and dividing the space to create quilting textures that delight. Christina will teach the principles and guide you through exercises using the designs you are comfortable with. Great for basic free-motion quilters who want their free-motion to be a stronger element in their quilts. *Material Fees:* None
Type: Domestic sewing machine
831 Saturday, Feb. 20 6-9 p.m.



832 Wild Quilting

Christina Cameli

This intermediate free-motion class focuses on combining multiple free-motion designs into complex arrangements. Learn four basic approaches to create varied, organic works from simple elements. Christina will demonstrate techniques and guide you through trying them in your own style. Students should understand free-motion basics and some common designs like spirals and pebbling. *Material Fees:* None
Type: Domestic sewing machine
832 Sunday, Feb. 21, 9 a.m.-12 p.m.



WORKSHOP DESCRIPTIONS

900 SURFACE DESIGN

910 Quick Block Printing

Lizzy House

In this class you will learn how to carve blocks for textile printing. We'll go over basic carving and printing techniques with a focus on creating repeating patterns on our fabric. This will give you new skills to create fabric for your own use in your projects and as gifts!

Material Fees: \$10, includes printmaking ink and block for printing

910 Saturday, Feb. 20, 6-9 p.m.



911 Fabric Design & Printing

Lizzy House

Create your own unique fabric designs with celebrated surface designer Lizzy House. In this extended workshop you'll learn about creating repeating patterns, talk about coloring a collection, and then Lizzy will guide you through block printing techniques to bring your creations to life.

Material Fees: \$15, includes block for printing, ink for printing, newsprint, tracing paper

911 Thursday, Feb. 18, 9 a.m.-9 p.m.



912 Block Printing

Valori Wells

In this workshop you will learn how to block print starting from a drawing to the final printed piece of fabric. The first half of the workshop will focus on the design and cutting the design out of the block.

The second half of the workshop will focus on mixing ink and printing. Kits are available for the workshop.

Material Fees: \$20, includes two 6"x8" blocks for carving, use of ink, brayer and other essential tools, and fabric

912A Friday, Feb. 19, 9 a.m.-5 p.m.

912B Saturday, Feb. 20, 9 a.m.-5 p.m.



913 Silk Screen Printing

Valori Wells

You will learn how to print on fabric using the silk screen technique. The first half of the workshop you will print using screens, learn how to mix ink and print on fabric. The second half of the workshop will have more printing as well as embroidery and embellishment technique for silk screen printed fabric. There will be a lab fee for the workshop.

Material Fees: \$20, includes use of screens, ink, and other essential tools, and fabric

913 Saturday, Feb. 20, 9 a.m.-5 p.m.



FACULTY INDEX



Averinos, Melissa

721A Making Faces
721B Making Faces

Baker, Jeni

723 Mastering the Half-Square Triangle
732 Shining Stars Sampler
733 Equilateral Triangles
734 Creative Half-Square Triangle Piecing

Bryan, Rebecca

511 Rainbow Remix
513 Wavelength Crash Course
731 Huckleberry
LE11 Exploring the Tension Between Classical and Improvisational Quilt Making

Cameli, Christina

821A Free-Motion Quilting at Home
821B Free-Motion Quilting at Home
831 Free-Motion Impact
832 Wild Quilting
LE10 How to Love Free-Motion Quilting

Eichler-Messmer, Kim

212 Color Theory in Practice
217 Quick and Dirty Color Theory
218 How to Use Color Troublemakers
LE03 Color Theory for Modern Quilters

Elliott, Libs

214 Embrace the Chaos – An Exercise in Controlled Randomness
736 For the Love of Y Seams
LE15 Quilting with Code – The Quilts of Libs Elliott

Fielke, Sarah

130 Needle Turn Appliqué
131 Modern Hawaiian Appliqué
810 Hand Quilting

Fincher, Cristy

120 Piec-liqué
722 Paperless Paper Piecing
737 Paperless Paper Piecing Design

Fons, Mary

LE13 Great American Quilt Revival

Friedlander, Carolyn (image left)

110 Catenary Quilt
632 Facing East
820 Home Machine Quilting

Garro, Amy

620 Paper Piecing Design
630 Crackle
631 Icy Waters

Gering, Jacquie (image below)

211 Space in Modern Block Design
814 Creative Walking Foot Quilting



Glass, Alison

121 Working with Wool – Modern Wool Appliqué
122 Reverse Appliqué + Jersey Knit
420A Embroidery Sampler
420B Embroidery Sampler

Haynes, Christine

010 The Shift Dress

FACULTY INDEX

Haynes, LUKE (image right)

213 Studio Scheming
516 Log Condo – A Modern Take on the Log Cabin
LE12 Quilt Vernacular

Hazlewood, Sandi Sawa

LE20 Panel Discussion: Diversity in the Quilting World

Henderson, Shea

320A The Big Finish
320B The Big Finish

House, Lizzy

738 Castle Treasury
910 Quick Block Printing
911 Fabric Design & Printing

Hutchinson, Rossie (image below)

210 The Joy of the Design Wall
533 Intermediate Improv – Cabins, Crosses & Colors
LE14 Ten Dollars + One Hour: Dying Modern Quilts
LE16 Panel Discussion: What I Stash & How
LE19 Panel Discussion: Copyright & Your Work



Jones, Heather

510 Improv Half Log Cabin
531 Improv Pineapple
730 Large Scale Piecing

Kerr, Bill

215 Solids Marathon
216 Breathing New Life Into Your UFOs
LE06 Modern Quilts: Branching Out with Bill Kerr



Marston, Gwen

520A Small Studies
520B Small Studies
530 Minimal Quiltmaking
LE18 Liberated Quiltmaking: It's About Making It YOUR Way

Masko, Johanna

610A Arrows: Foundation Paper Piecing
610B Arrows: Foundation Paper Piecing
611A English Paper Piecing
611B English Paper Piecing
612 Somerset Star

Robinson, Jodi

811A Modern Simplicity
811B Modern Simplicity
812A Well Worth the Time Fillers
812B Well Worth the Time Fillers
823A Straight Line Quilting with a Modern Twist
823B Straight Line Quilting with a Modern Twist

Ryan, Janice

720 Conquering Curves

Sava, Jacqueline

020 Maker to Making a Living
LE07 Panel Discussion: Maker to Making a Living

Smart, Amy

710 Strip Piecing Crash Course
712 Strip Piecing
735A Advanced Piecing
735B Advanced Piecing

Sullivan, Anne

LE05 Modern Quilts from Digital Tools
LE09 Panel Discussion: Getting & Staying Creative – Keeping the Mojo Burning

FACULTY INDEX

Walters, Angela

815A Textural Quilting
815B Textural Quilting
816A More Dot to Dot Quilting
816B More Dot to Dot Quilting
817A Borders and Backgrounds
817B Borders and Backgrounds
818A Shape By Shape Quilting
818B Shape By Shape Quilting
LE22 How Do I Quilt It?

Watson, Christa

220 Getting Started with EQ7
221 Designing Modern Quilts in EQ7
830A Free-Motion Favorites for the Modern Quilter
830B Free-Motion Favorites for the Modern Quilter

Weeks, Pamela

LE07 The Works of Molly Upton
Special Exhibit Tours



Wells, Valori

912 Block Printing
913 Silk Screen Printing
914 Quick Silk Screen Printing

Withers, Krista (image above)

822AB Broken Wreath
824 Compositional Quilting
825 Compositional Drawing
826AB Piece as You Quilt

Wolfe, Victoria Findlay

711 Stretch Hex & Tumbler
713 Pies & Points

Wood, Sherri Lynn Wood (image left)

514 Get Your Wedge Curve On
515 Modern Block Improv
532 Get Your Bias Strip Curve On

York, Casey

LE02 Art History & The Modern Quilter
LE04 Panel Discussion: Self-Publishing Your Patterns



Mark Your Calendars!

Registration Opens

June 25, 2015 for members

July 1, 2015 for non-members

*For early registration and member discounts join the
Modern Quilt Guild by Friday, June 19, 2015.*

FACULTY

Gwen Marston

Keynote Lecture, Workshops, and Special Exhibit

Gwen Marston is a professional quilt teacher, author, and artist. She has taught and lectured worldwide since the late '70s, and for 30 years, has run a series of retreats near her home in Michigan. She is perhaps best known for sharing her methods for making quilts without patterns, a process she refers to as "Liberated." Gwen has had 29 solo exhibits and participated in many group shows. In 2013, she had an exhibit at the Taupo Art Museum in Taupo, New Zealand, and an exhibit of her work was shown at the Dennon Art Museum in Traverse City, Michigan Jan 18-April 27, 2014.



Melissa Averinos

Workshops

Melissa Averinos is a painter, fabric designer, craft book author/illustrator, and longarm quilter. She embraces imperfection and loves to make stuff. She is a good listener, a lover of unicorns, rust, and strawberry rhubarb pie.

Melissa's quilt "face #1" was a judge's choice award winner at QuiltCon 2015. Melissa lives on Cape Cod with her adorable husband and golden retriever puppy. For creative inspiration and juicy honesty, visit Melissa's blog melissaaverinos.com (formerly known as yummygoods.com).



Jeni Baker

Workshops

Jeni Baker has been sewing since she was 11 years old, and loves nothing more than to be surrounded by fabric. She is a licensed fabric designer for Art Gallery Fabrics and self-publishes patterns for the modern sewer. Jeni teaches sewing and quilting classes locally in Madison, Wisconsin. Her first book, "Patchwork Essentials: The Half-Square Triangle," will be published in Fall 2015. She is always looking for ways to be creative everyday, and simply enjoys living a handmade life. In addition to sewing, her hobbies include knitting, baking, collecting vintage kitchenware, and playing with her bunny, George. For more on Jeni's work, visit her website, incolororder.com.



Rebecca Bryan

Lecturer, Workshops


As a fourth-generation quilter, Rebecca grew up in a family of makers. Her mother graciously taught her everything she knew about sewing and helped Rebecca make her first official quilt for her first official apartment. Rebecca has been quilting passionately ever since. Rebecca is a quilt designer, blogger, and author of "Modern Rainbow: 14 Imaginative Quilts that Play with Color." She currently lives in St. Louis, Missouri with her husband, four children, and one dog. You can find out more about Rebecca and her quilts by visiting her blog: bryanhousequilts.com.



Christina Cameli

Lecture, Workshops

Christina Cameli has been quilting for more than a decade, starting with a box of her grandmother's fabric scraps. She now teaches, designs patterns, and writes books to share her love of quilting, especially free-motion quilting. Christina is the author of the books "First Steps to Free-Motion Quilting" and "Step-by-Step Free-Motion Quilting." She lives with her family in Portland, Oregon where she works as a nurse-midwife. Christina writes the quilting blog A Few Scraps and is a member and past-president of the Portland Modern Quilt Guild.



FACULTY

Kim Eichler-Messmer **Lecturer, Workshops**

Kim Eichler-Messmer is an assistant professor at the Kansas City Art Institute and runs the Kansas City Textile Studio, a small community-based textile art center. Her book "Modern Color: An Illustrated Guide to Dyeing Fabric for Modern Quilts" was published in the fall of 2013. Kim's hand-dyed, one-of-a-kind quilts have been shown nationally and featured in prominent design blogs. She is a self-proclaimed color nerd and friend of cats.



Libs Elliott

Lecturer, Workshops

Elizabeth (Libs) Elliott is a quilter and textile artist exploring the intersection of technology and traditional craft by using generative design to build handmade quilts. All her quilts are designed using a programming language called Processing. Libs started quilting in 2009, and the generative quilt project began in 2012 as a collaboration with Joshua Davis. A deep appreciation for craftsmanship, design history, and future-focused applications are all reflected in her work. Libs studied material art and design at OCAD University and lives in Toronto. You can find out more about Libs' work and patterns at libselliott.com



Sarah Fielke

Workshops

Sarah Fielke is a quilter, teacher, designer and author of five hugely successful quilt books: "Material Obsession," "Material Obsession Two," "Quilting: From Little Things," "Hand Quilted with Love" and "Little Quilts." Her new book, "Old Quilts New Life," is due out in September 2015. Based in Australia, Sarah has designed seven quilting fabric collections in her trademark whimsical designs. She teaches classes at craft shows, in quilt shops, and at craftsy.com on how to make her unique style of quilts. You can find her at sarahfielke.com and on her blog, thelastpiece.net.



Cristy Fincher **Workshops**

Cristy Fincher was born with a love for all things sewing. Cristy and her mom, Master Quilter Sharon Schamber, made their first quilt together 20 years ago. Ten years ago, Cristy opened her online store, PurpleDaisiesLLC.com, where she focuses on sewing and quilting education. In 2007, Cristy and Sharon co-authored "Piece-By-Piece: Machine Appliqué," which features many of Cristy's original designs. Cristy is passing on her mother's techniques through teaching local, regional, and national quilting classes. Cristy also shares her own tutorials and time-saving techniques on her blog, sewmuchlikemom.com.



Mary Fons

Lecturer

Mary Fons is a writer who grew up under a quilt. In 2010, Mary created Quilty, a weekly online program for the beginner quilter, and from 2011–2015, Mary served as editor of Quilty magazine. Mary co-hosts Love of Quilting on public television with her mom, quilter and educator Marianne Fons. Her first book, "Make + Love Quilts: Scrap Quilts for the 21st Century" and "Dear Quilty," a Quilty retrospective, were published 2014. Mary's first fabric line, "Small Wonders" will be released in Fall 2015. Her blog, PaperGirl, is updated at least five times a week and can be found at MaryFons.com.



Carolyn Friedlander

Workshops

Carolyn Friedlander is a quilt and fabric designer working from her hometown of Lake Wales, Florida, an environment she enjoys for its warm weather, few distractions, and potent community of quilters and crafters. In her work, she draws inspiration from features of the Florida landscape—its long leaf pines, palmettos, water, scrub land, sand—as well as her background in architecture. You can follow Carolyn and her work on her website (carolynfriedlander.com) and blog (carolynfriedlander.com/blog).



FACULTY

Amy Garro Workshops

Amy Garro is a modern quilter and mother of three. She was first introduced to quilting and paper piecing in elementary school, but has been seriously quilting for the last four years. Today, Amy enjoys quilting, pattern writing, and participating in her local modern quilt guild. She writes about her modern quilting endeavors at 13spools.com. Here, she also shares patterns, tutorials, and her musings on the artistic journey. Amy's art training and her husband's engineering work heavily influence her quilting work. Amy is the author of recently released "Paper Pieced Modern." Her works and patterns also appear in magazines, including Modern Quilts Unlimited.



Christine Haynes Workshops

Christine Haynes is a Los Angeles-based sewing author, teacher, and pattern designer with her own line of sewing patterns—Christine Haynes Patterns—that are perfect for the vintage-loving modern seamstress. In addition to her four books, Christine teaches classes in person and online, and presents lectures and workshops at conferences. Christine is a contributor to the Craftsy blog, where she also teaches her popular Sassy Librarian Blouse class. Christine was a featured guest on two seasons of PBS's Sew It All TV show, and her work has been featured in various publications around the world.




Jacquie Gering Lecturer, Workshops

Jacquie is a passionate modern quilt maker and designer known for her innovative "out of the box" designs, striking message quilts, and unique style. Her first book is, "Quilting Modern: Techniques and Projects for Improvisational Quilts." Jacquie is Chairman of the Board of Directors of the Modern Quilt Guild and she blogs and shares her quilting knowledge on her popular blog, Tallgrass Prairie Studio. She lives in Kansas City with her husband and black lab, Bruno.



Luke Haynes Lecturer, Workshops

Luke's work is currently in the Brooklyn Museum, the Newark Museum, and the Headquarters of the Bill and Melinda Gates foundation, and he shows across the country and internationally. He studied architecture at Cooper Union in New York and considers his fabric art to be an architectural method of images creation. His works can be classified as quilts since they follow traditional construction, but his concepts and images pull from the annals of historical painting and sculpture. Luke currently lives in Los Angeles California.



Alison Glass Workshops

Alison Glass is a designer living in Virginia with her husband, daughter, and son. Her love of the combination of color and shape make fiber design a perfect fit. She designs fabric for Andover Fabrics, creates patterns and art prints, teaches within the industry, and is the author of "Alison Glass Appliqué." Alison is passionate about the ideas of making choices that are consistent with who a person is and living in the present.



Sandi Sawa Hazlewood Panel Moderator

Known as the "Crafty Planner," Sandi is a trained city planner who followed her love for sewing and quilting as her second career. She is one of the founding members and first President of the San Diego Modern Quilt Guild. She has designed patterns for magazines, has her own pattern line, co-designed the Modern Quilt Sampler Coloring Book and has a podcast about all things crafty.



FACULTY

Shea Henderson

Workshops

A former middle school math teacher, Shea Henderson now owns Empty Bobbin Sewing Studio, a sewing and quilt pattern company. She is the author of the award-winning book "School of Sewing: Learn it. Teach it. Sew Together." Her work has been featured in several books and magazines. She is one of founding members and former president of the Kansas City Modern Quilt Guild. Shea lives in Kansas City, Missouri with her husband and three young children. Find more of her work at emptybobbinsewing.com.



Heather Jones

Workshops

Heather Jones is a designer and self-taught quilter who lives outside of Cincinnati, Ohio with her husband and two young children. She is the founder and former president of the Cincinnati Modern Quilt Guild, a three-time winner of the MQG's Project Modern Challenges, and a finalist for the Martha Stewart American Made Awards. Heather recently finished her first solo publication with STC Craft | Melanie Falick Books that is scheduled for a fall 2015 release.



Lizzy House

Workshops

Lizzy House is a printmaker, fabric designer, author, and educator. She has released over 10 lines of fabric including one of her latest for Andover, Natural History, has designed a series of quilt patterns and is the author of the book "How to Enter the World of Textile Design." Lizzy has a BFA in Printmaking and currently resides in Salt Lake City. When Lizzy isn't printing, designing fabric, writing, or teaching, she can usually be found curled in a small ball asleep on an airplane. And no, she doesn't want any peanuts.



Bill Kerr

Workshops

Bill Kerr co-founded Modern Quilt Studio with his wife, Weeks Ringle. Bill and Weeks wrote the first book on modern quilting, "The Modern Quilt Workshop," as well as "Quiltmaker's Color Workshop," "Quilts Made Modern" and "Transparency Quilts." They also co-authored a book with their daughter Sophie titled "A Kid's Guide to Sewing." In 2011, they launched a magazine, Modern Quilts Illustrated. Bill and Weeks design several lines a year for Andover Fabrics and license their designs to other manufacturers. Bill is head of the Department of Art, Art History, and Graphic Design at Dominican University in River Forest, Illinois.



Rossie Hutchinson

Lecturer, Workshops, Panel Moderator

Rossie Hutchinson is an award-winning modern quilter and international quilt teacher. Perhaps best known for founding and moderating the Flickr group Fresh Modern Quilts, she also writes a popular quilting blog and regularly contributes her ideas and quilt patterns to books and magazines. You can find some of her recent work in the books *You Inspire Me to Quilt*; *The Improv Handbook for Modern Quilters*, and *Quilting with a Modern Slant*. Rossie lives in Michigan with her husband, dog, and goats. Find her on instagram at [instagram.com/r0ssie_fmqa](https://www.instagram.com/r0ssie_fmqa).



Johanna Masko

Workshops

Johanna Masko is an award-winning quilter, instructor, and quilt pattern author. She is from the Detroit area and has a fine arts degree from the University of Michigan. She lives in Toronto, where she teaches quilting. As a quiltmaker and designer, she is always looking for efficient techniques to help streamline her quilt construction, and that also maintain a high level of craftsmanship. She loves all the quilts, from antique to contemporary and modern.



FACULTY

Jodi Robinson

Workshops

Jodi has been a quilter for 20 years, a professional longarm quilter for 18 years, and teaching nationally for the past 12 years. She has won numerous awards for her machine quilting skills and won the Outstanding Modern Quilt Award at the 2015 Road to California show. Jodi designs pantograph quilting designs and has self-published nine machine quilting books. Jodi's books and classes focus on quick and easy methods to create beautiful, freehand machine quilting designs. Visit her blog: jrdesigns.wordpress.com.



Janice Ryan

Workshops

Janice has been a long-time addict of all things fabric and sewing. She began her career designing and sewing costumes for theatre, and she holds a master of fine arts in costume design from Carnegie Mellon University. The birth of her children (and the creation of her first baby quilt) took her in a new direction, where she discovered her love of quilting. Janice is co-author of "The Modern Medallion Workbook" released by C&T publishing in Spring 2015, and she teaches classes at Sew Modern in Los Angeles. You can find tips, patterns, and tutorials on her blog betteroffthethread.com.



Amy Smart

Workshops

Amy Smart learned to piece quilts as a child but began making quilts with a vengeance after the birth of her first baby 16 years ago. She's worked in a local quilt shop, taught quilt classes, contributed to numerous books and magazines, and is the author of "Fabulously Fast Quilts." Her favorite part of teaching is helping new quilters get started and 'catch the fever.' She writes about her quilting life on her blog Diary of a Quilter. She lives in Utah with her husband and their four lively children.



Anne Sullivan

Lecturer, Panel Moderator

Anne Sullivan is a researcher, engineer, artist, quilter, writer, and part-time pillow for her cat and Saint Bernard. She loves color, quilts, and technology and finds ways to talk about them whenever possible on her blog at Play Crafts. She also writes quilting programs including the popular Palette Builder tool, which creates palettes based on any photo and matches them to solid fabrics and thread. She has a book coming out with Interweave in 2016.



Angela Walters

Lecturer, Workshops

Since learning how to quilt from her husband's grandparents 10 years ago, Angela has been in love with the art of quilting. She purchased her first quilting machine 10 years ago and has been quilting professionally, teaching, and giving trunk shows ever since. She loves traditional quilting but has found her niche quilting modern quilts and helping others learn how to adapt their quilting designs for modern quilts. Angela quilts from her home studio and blogs at quiltingismytherapy.com.



Christa Watson

Workshops

Christa Watson is an award-winning quilter, pattern designer, EQ artist, and author of "Machine Quilting with Style." She loves to teach others how to successfully quilt on a home sewing machine, and she considers herself a cheerleader for the DIY modern aesthetic. She's heavily involved in both modern and traditional quilt guilds and loves to encourage everyone to enjoy the style of quilting that appeals to them. Christa lives in Las Vegas, Nevada with her husband and three children who all think it's normal to have a house full of fabric. Visit her at christaquilts.com.



FACULTY

Pamela Weeks **Special Exhibit Tours,** **Lecturer**

Pamela Weeks is the Binney Family Curator of the New England Quilt Museum in Lowell, MA. She is a quilt historian and her first book "Civil War Quilts" was released in 2012. Weeks has been a state-juried member of the league of NH Craftsmen since 1993. She is a certified appraiser of quilted textiles, and a member of the Professional Association of Appraisers of Quilted Textiles, and the American Quilters Society.



Valori Wells **Workshops**

Valori is a professional quilter, author, fabric and pattern designer, painter, and photographer. Amongst these, she co-owns The Stitchin' Post in Sisters, Oregon. She came into quilting through osmosis—having a mother who shared her love of quilting and who opened The Stitchin' Post in 1974. Photography and printmaking brought Valori to her present career as a fabric designer. Being a quilter and seamstress herself, she is always designing quilts and sewing projects in the back of her mind as she draws a design. Valori's fabrics can be found in shops all over the world.



Krista Withers **Workshops**

Krista lives and works as a longarm quilter in the beautiful Pacific Northwest with her husband and two children. Influenced as a painter by the shapes that exist in the negative space beyond the subject, Krista draws inspiration in quilting from this same focus. She has been quilting professionally for nine years as well as designing patterns for digital quilting systems. She enjoys teaching and sharing her passion for quilting with others. She works out of her garden studio where she quilts on a Gammill Classic Plus, with the occasional assist of her Intelliquilter.



Victoria Findlay Wolfe **Lecturer, Workshops**

Victoria Findlay Wolfe is an award-winning quilter, fabric and thread designer, and author based in New York City. Victoria's books include "15 Minutes of Play" and "Double Wedding Ring Quilts: Traditions Made Modern," and she is the founder of NYC MOD quilters. Victoria is also a board member of the International Quilt Association, the Quilt Alliance, and runs several community drives with BumbleBeansBASICS. She currently also is the modern contributor to Quilt Life magazine. Her series of 12 double wedding ring quilts, including QuiltCon 2013 Best in Show, "Double Edged Love," was shown at the Wisconsin Quilt museum in 2014 and the International Quilt Study Center in April 2015.



Sherri Lynn Wood **Workshops**

Sherri Lynn Wood lives in Oakland, CA where she improvises quilts as a life practice and blogs about it at daintytime.net. She has an MFA from Bard College and received the Joan Mitchell Foundation Grant for Painters and Sculptors in 2012. She is a MacDowell Colony fellow and a former instructor at Penland School of Craft. Her first book, The "Improv Handbook For Modern Quilters," was released in spring 2015.



Casey York **Lecture, Panel Moderator**

Casey received her formal training in art history before turning to design. She is an avid quilter and designer, drawing inspiration from masterpieces of the past as well as the contemporary world. Two of her quilts were included in the inaugural QuiltCon quilt show in 2013. Casey has released several patterns, and her work has been featured in numerous magazines. Stash Books released her first book, "Modern Appliqué Illusions," in fall 2014. She lives in St. Louis with her husband and two sons. Learn more about Casey at casey-york.com or studioloblog.wordpress.com.





MODERN QUILT GUILD

The Modern Quilt Guild's mission is to support and encourage the growth and development of modern quilting through art, education and community.

www.modernquiltguild.com

www.QuiltCon.com

GENERAL INQUIRIES

4470 W. Sunset Blvd. #226
Los Angeles, CA 90027

register@themodernquiltguild.com

